



PEI HWA PRESBYTERIAN PRIMARY SCHOOL  
Mini Test 2

**PRIMARY 4  
SCIENCE**  
24<sup>th</sup> August 2017

Name: \_\_\_\_\_ ( )

Class: Primary 4 Teamwork \_\_\_\_\_

Total time: 30 mins

**INSTRUCTIONS TO CANDIDATES**

1. Write your Name, Class and Index No. at the spaces provided above.
2. DO NOT turn over the page until you are told to do so.
3. Follow all instructions carefully.
4. Answer all questions in this question booklet.

**FOR TEACHER'S USE**

Marks (Section A) :	12
Marks (Section B) :	8
Total Marks (Sections A & B) :	20

There are a total of 6 pages in this booklet, excluding the cover page.

**Section A (12 marks)**

For each question from 1 to 6, four options are given. One of them is the correct answer. Make your choice (1, 2, 3 or 4) and write your answer in the brackets provided.

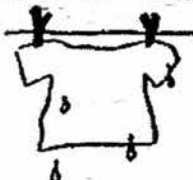



1. Which of the following statements is/are correct?

- A An object expands when it gains heat.
- B An object becomes hotter when it loses heat.
- C Temperature can be measured in degree of Celsius or Fahrenheit.
- D The temperature of an object indicates how dry or wet the object is.

- (1) B only
- (2) A and C only
- (3) B and D only
- (4) A, B and C only

( )

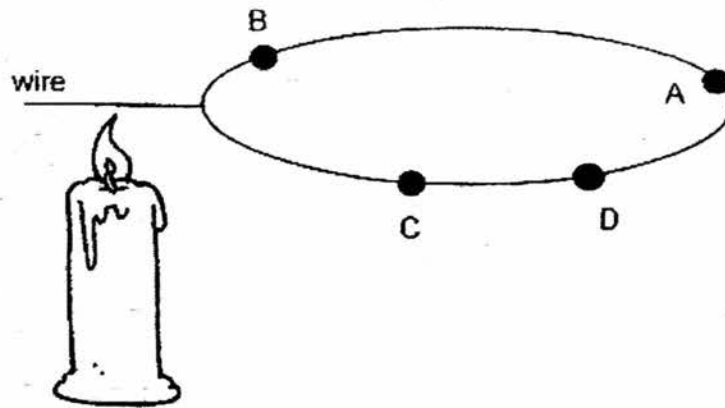
2. Which of the following items in the classification table below is placed wrongly?

Objects that are heat sources	Objects that are not heat sources
 Wet clothes	 Pencil Case
 Burning matchstick	 Melting ice cube

- (1) Wet clothes
- (2) Pencil case
- (3) Melting ice cube
- (4) Burning matchstick

( )

3. Pauline shaped a piece of wire into a circle. She placed four blobs of wax onto different parts of the wire as shown in the diagram below.

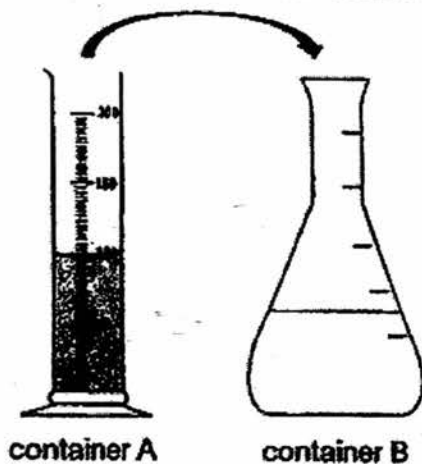


In which order would the blob of wax melt and fall?

- (1) A, D, C, B
- (2) B, A, C, D
- (3) B, C, D, A
- (4) C, D, A, B

( )

4. Josh poured all the water from container A to container B without spilling.

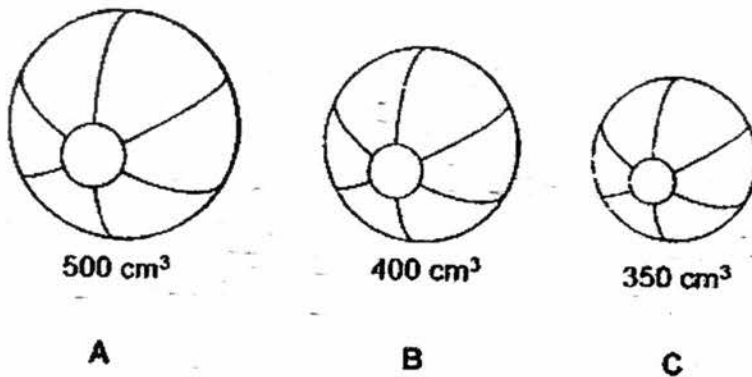


What is the volume Josh will see in container B?

- (1) 60 ml
- (2) 80 ml
- (3) 100 ml
- (4) 120 ml

( )

5. Adrian had 3 balls, A, B and C, as shown below. Each ball was labelled with its volume.

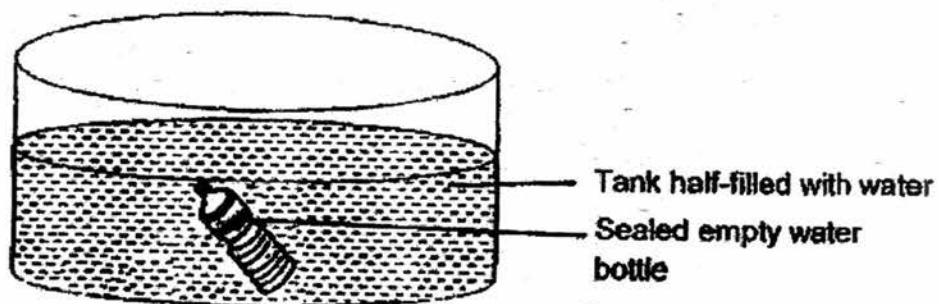


Which ball(s) can Adrian pump in  $400 \text{ cm}^3$  of air?

- (1) B only
- (2) C only
- (3) A and B only
- (4) A, B and C

( )

6. A sealed empty water bottle was held in the tank which was half-filled with water as seen in the diagram below.



When the bottle cap is being removed, which of the following observations will you see?

- (1) Water flowing out from the bottle.
- (2) Air in the bottle remains in the bottle.
- (3) Water level in the tank remains the same.
- (4) Bubbles of air coming out from the bottle.

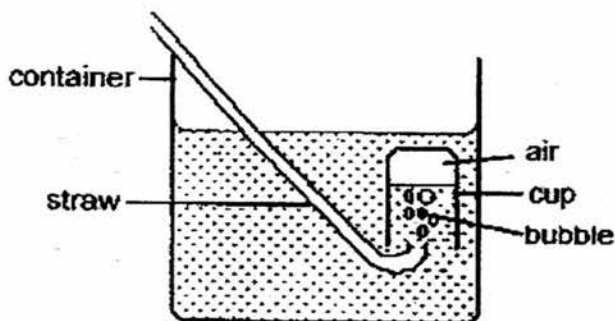
( )

**Section B (8 marks)**

Read questions 7 to 10 carefully. Write your answers in the spaces provided.

The number of marks available is shown in brackets [ ] at the end of each question or part question.

7. Andy blew into the straw in the set-up below. He observed that the water level in the cup dropped.



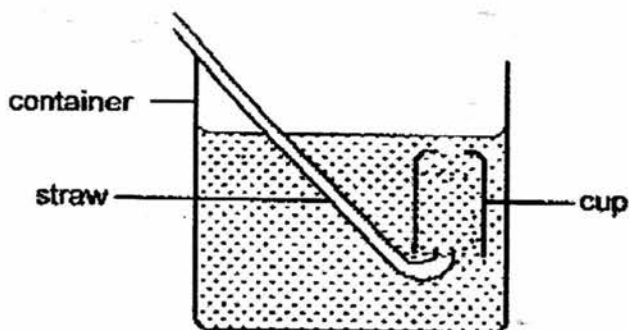
- (a) Why did the water level in the cup dropped?

[1m]

---

---

- (b) A hole was made at the bottom of the cup as shown below.



Will the water level in the cup drop when Andy blow into the straw?

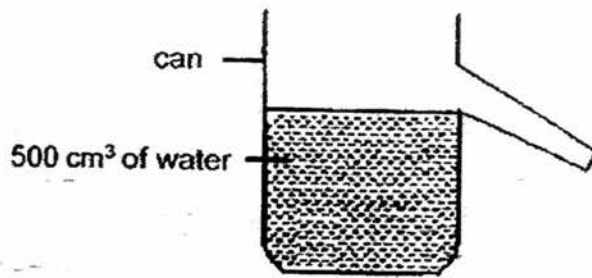
Give a reason for your answer.

[1m]

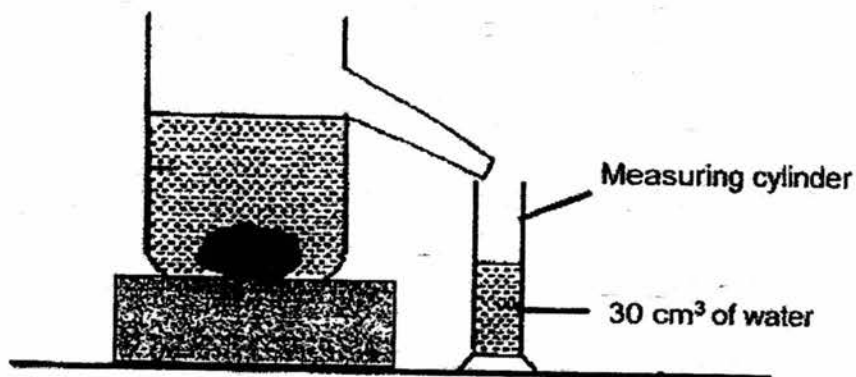
---

---

8. Judy filled a can with  $500 \text{ cm}^3$  of water as shown in the diagram below.



She then gently lowered a stone into the water which sank to the bottom of the can. She observed that some water overflowed into the measuring cylinder at the side of the can as shown in the diagram below.



(a) What is the volume of the stone? \_\_\_\_\_ [1m]

(b) Judy then repeated the experiment replacing the stone with a metal ball, she noticed that the water collected in the measuring cylinder is the same as collected in (a). She concluded that the mass of the stone is the same as the mass of the metal ball.

Do you agree with her conclusion? Explain your answer. [1m]

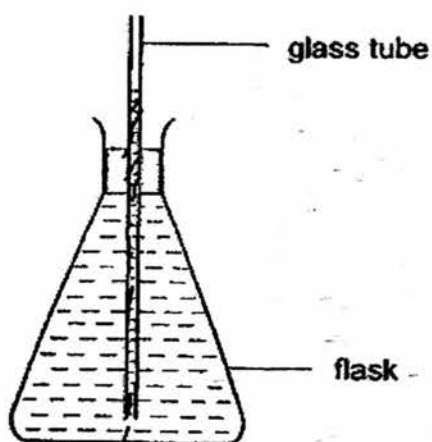
---

---

9. Read the different situations below. Put a tick (✓) under the correct column to show if the underlined object is experiencing 'heat gain' or 'heat loss'. [2m]

	Situation	'heat gain'	'heat loss'
(a)	Melting <u>ice-cream</u> .		
(b)	The <u>thermometer</u> in Mother's mouth.		
(c)	The <u>ice cubes</u> in the hot tea.		
(d)	The <u>water</u> in the cup freezes in the refrigerator.		

10. The picture below shows a flask with a glass tube that has been filled with water at room temperature.



- (a) What will you observe of the water level in the glass tube when the flask is placed in a basin of hot water? [1m]

---



---

- (b) Explain your answer in (a). [1m]

---



---

– End of Paper –





EXAM PAPER 2017 (P4)

SCHOOL : PEI HWA

SUBJECT : SCIENCE

TERM : CA2

ORDER CALL :

Q1	Q2	Q3	Q4	Q5	Q6				
2	1	3	3	4	4				

7)a)Air takes up in the cup and pushes the water out of the cup.

b)No. Air can escape from the hole in the cup.

8)a)30 cm<sup>3</sup>

b)No. I do not agree. The amount of water collected in the measuring cylinder is the volume of the ball, not the metal mass.

9)a)heat gain      b)heat gain      c)heat gain      d)heat loss

10)a)The water level in the glass tube will rise.

b)As water in the flask gains heat from the basin of hot water, the water in the flask will expand, causing the water level to rise.

