

UNIT OVERVIEW

Suggested Theme: Using Tools

Learning Objectives: Students will be able to:

- Listening:**
- listen to a text read by the teacher
 - listen and follow simple instructions
- Speaking:**
- make predictions using titles and visuals
 - respond to questions about the text
 - use the target language structures
 - contribute ideas for Class writing
 - discuss the Group writing topic with group members
- Reading:**
- read a text aloud with the teacher
 - identify key vocabulary
 - use consonants, blends, and parts of words for word identification
 - recognise high frequency words
 - read Class, Group and Individual Writing
- Writing:**
- complete learning sheets
 - answer questions in full sentences
 - write group and individual texts
- Visual Literacy:**
- identify the elements of still images (e.g. photographs) in print and digital media and explain how they are used to communicate different meanings
 - identify and understand formats and characteristics of different media (purpose, audience and context) e.g. simple advertisements, large photos or posters

Key Teaching Points:

- Vocabulary** *directions, job, marker, measure, pulley, screws, tools, wrench*
- Word identification**
 consonants: *-wr as in wrench, [ph /f/], -x as in fix*
 vowel: *long /u/ as in use, using*
 word parts: *-ool, -ake*
 high frequency words: *[before], build, people, push/pull, things, work, world*
- Grammar**
 determiners: *this, that, the/a tree, these, Adverb: safely*
 pronouns: *[we], us, [our], it, [you]*
 nouns: *~compound words: birdhouse, fishermen, something*
 verbs: *simple present of non-fiction*
lift/lower (opp), push/pull (opp), turn, paint, measure, use, fix, make, choose
 structures:
 adjectives: *special, broken, long, wide*
 prepositions: *of, with, [in]*
 structures: *(Nouns) can (verb)*
You can use a (noun) to (verb).

Unit 11 Learning Sheets

Learning Sheet	Success Criteria	Remarks (if any)
Vocabulary		
Learning Sheet 11.1	I can complete a crossword puzzle using the clues given.	
Grammar		
Learning Sheet 11.2	I can use the demonstrative pronouns 'this' and 'these' in the given sentences.	
Learning Sheet 11.3	I can identify suitable pronouns in the context of the given sentences.	
Learning Sheet 11.4	I can write complete sentences using the conjunctions given.	
Learning Sheet 11.5	I can identify the correct tense of the given verb in the context of a sentence.	
Learning Sheet 11.6	I can identify appropriate adjectives in the given sentences.	
Learning Sheet 11.7	I can use the prepositions 'with', 'of' and 'in' in the context of a passage.	
Learning Sheet 11.8	I can form answers to the questions asked with the picture clues given.	
Word Order		
Learning Sheet 11.9	I can reorder words to form a sentence or a question.	
Editing		
Learning Sheet 11.10	I can correct spelling errors.	
	I can correct punctuation errors.	
Reading Comprehension		
Learning Sheet 11.11	I can respond to questions about a story.	
Penmanship		
Learning Sheet 11.12	I can correctly form lower and upper case letters.	

Song for Tuning-in

The Bus Song

(Tune: <http://www.niehs.nlh.gov/kids/lyrics/wheels.htm>)

The wheels on the bus go round and round,
Round and round, round and round.

The wheels on the bus go round and round,
All through the town.

The wheels on the bike go round and round,
Round and round, round and round.

The wheels on the bike go round and round,
All through the town.

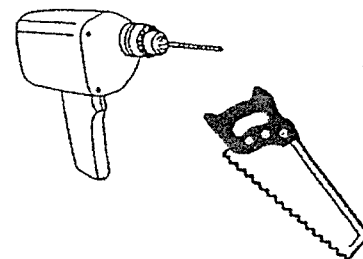
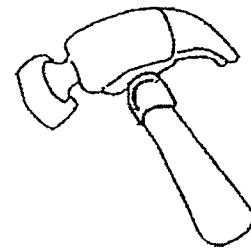

The hammer in the shop goes "bang, bang, bang,"
"Bang, bang, bang, bang, bang, bang."

The hammer in the shop goes "bang, bang, bang,"
All through the shop.

Other verses with other tools:

The drill in the shop goes "br-r-r, br-r-r, br-r-r,"

The saw in the shop goes "buzz, buzz, buzz,"



Name: _____

Learning Sheet 11.1

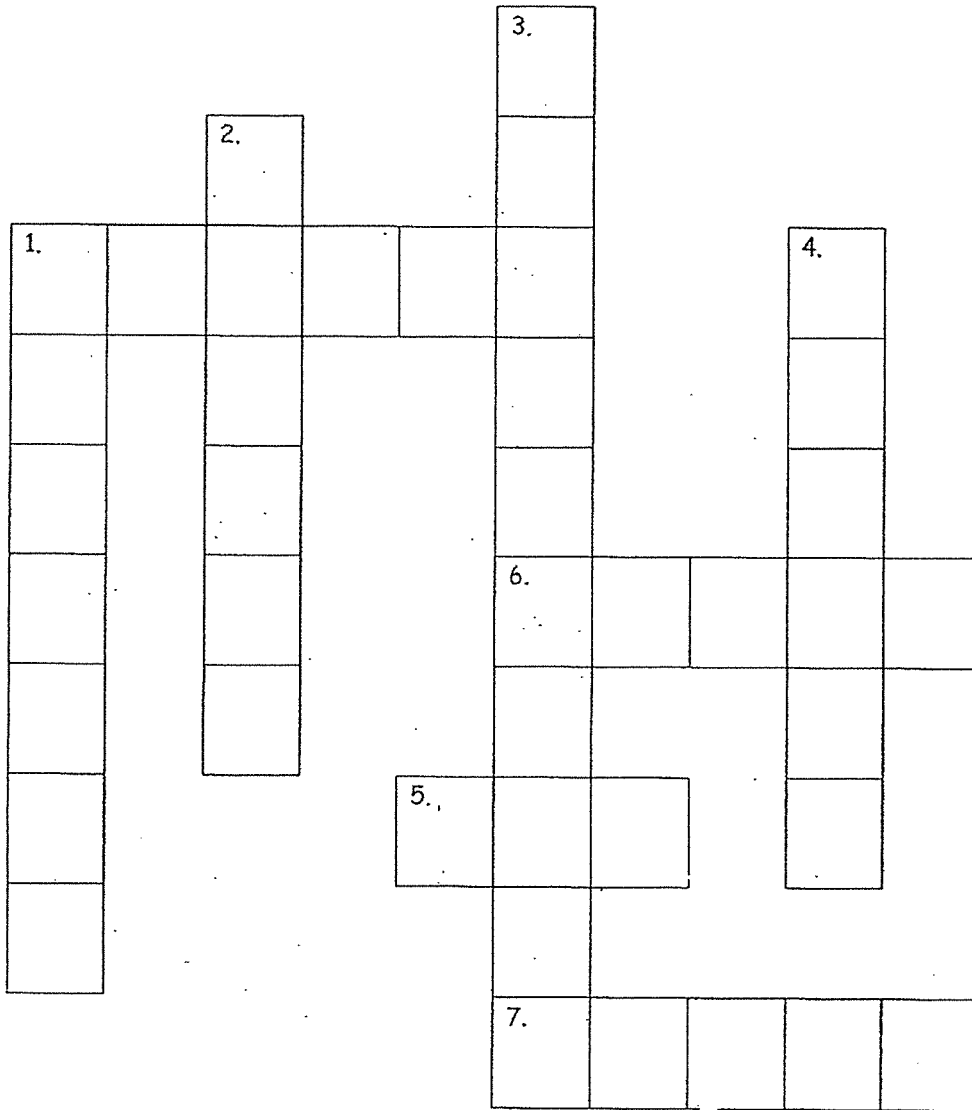
Class: Pr. 2 / _____

Date: _____

Vocabulary

Read the clues and fill in the crossword puzzle.

Use the words from the word box.



Word Box

job
tools
screw
marker
pulley
wrench
measure
directions

Across

1. a tool used for drawing or writing
5. a task
6. things that are used to do work
7. a small sharp piece of metal used to fasten one thing to another

Down

1. a way of finding out how big or how heavy an object is or how much it can hold
2. a hand tool that helps people grip, twist, or turn an object
3. a step-by-step guide that tells people how to do or make something, and which tools to use
4. a simple machine that helps people lift, lower, or change the direction of something by pulling a rope or chain over a wheel that has a grooved rim

Name: _____

Learning Sheet 11.2


Class: Pr. 2 / _____

Date: _____

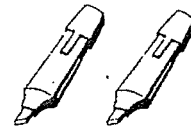
Grammar: Demonstrative Pronouns

Fill in the blanks with 'this' or 'these'. Remember to start each sentence with a capital letter.

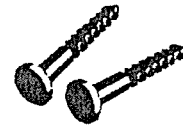
1. _____ marker belongs to Meimei.



2. _____ markers are used for drawing pictures and writing.



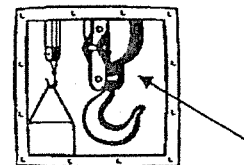
3. _____ screws can be used to fasten planks of wood together.



4. I bought _____ wrench at a tool shop.



5. _____ pulley is used to lift very heavy things.



Name: _____

Learning Sheet 11.3

Class: Pr. 2 / _____

Date: _____

Grammar: Pronouns

Fill in the blanks with the helping words in the box below. Use each word once only.

we	us	our	it	you
----	----	-----	----	-----

1. Joe, do _____ play the piano?
2. My sister and I like to swim. _____ swim at least once a week.
3. Susan went to Thailand for a holiday. She sent all of _____ a postcard from Bangkok.
4. We will be going to the zoo with _____ teacher and parents on Saturday.
5. Paul's bag is dirty. He has dropped _____ in a puddle of water.



Name: _____


Learning Sheet 11.4

Class: Pr. 2 / _____

Date: _____

Grammar: Conjunctions

Rewrite the sentences using the given conjunctions.




1. She waved goodbye then she left for her holiday.

_____ before



2. You should see a doctor if you do not feel well.

_____ when




3. She brushes her teeth then she goes to bed.

Before _____




4. She showed her brother a mouse. He screamed.

_____ when



5. I cry out loud if I feel sad.

When _____



6. Mother feeds the baby then she puts her to sleep.

_____ before

Name: _____

Learning Sheet 11.5

Class: Pr. 2 / _____

Date: _____

Grammar: Tenses

Choose the correct word from the brackets to fill in each blank.

1. We _____ our eyes to see and our nose to smell.
(use, used)
2. Please help me to _____ a pair of good walking shoes.
(chose, choose)
3. We can use a ruler to _____ how long a line is.
(measure, measured)
4. It is easier to put babies in prams and _____ them
than to carry them. (push, pushed)
5. When we played tug-of-war, we _____ the rope as
hard as we could to get the other team over the line. (pull, pulled)
6. When her car got stuck in the mud, she had to pay some men to
_____ it out. (lift, lifted)
7. You must _____ the key to the right and the lock will
open. (turn, turned)
8. We _____ our walls white so that the room looked
bright. (painted, paint)
9. I always _____ beautiful cards for my mother on
Mother's Day. (made, make)

Name: _____

Learning Sheet 11.6

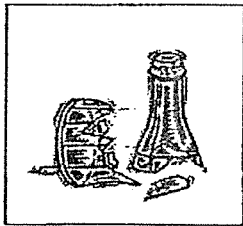
Class: Pr. 2 / _____

Date: _____


Grammar: Adjectives

Fill in the blanks with the helping words in the box below. Use each word once only.

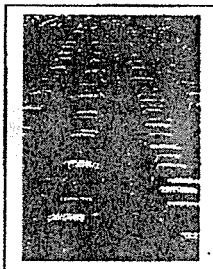
wide	special	broken	long
------	---------	--------	------



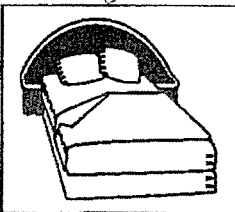
1. Mrs Tan asked Siti to sweep up the _____ pieces of glass on the floor.



2. Her friends made a _____ card for her on her birthday.



3. There are _____ lines of cars on the road during a traffic jam.



4. I like to sleep on a _____ bed because I can roll about on it.

Name: _____

Learning Sheet 11.7

Class: Pr. 2 / _____

Date: _____

Grammar: Prepositions

Fill in the blanks with the helping words in the box below. You can use each word more than once.

with	of	in
------	----	----

Jane and her friends are having a picnic by the sea. The sun is shining brightly (1) _____ the sky. Jane has brought a basket (2) _____ food. She has sandwiches and chicken wings (3) _____ the basket.

Her friends have also come (4) _____ lots of food. Ali has brought bottles (5) _____ drinks, Asha has packets (6) _____ potato chips and Sumei has a basket of fruit. "Come and help me (7) _____ my basket. It's very heavy," said Sumei.



Name: _____

Learning Sheet 11.8

Class: Pr. 2 / _____

Date: _____

Grammar

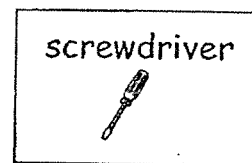
Answer the following questions using the following examples:

Eg. How can telescopes help people?

Telescopes can help people see things that are far away.

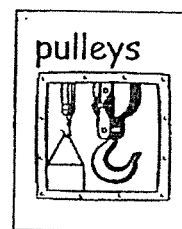
Eg. What tool can I use to loosen the screws on my picture frame?

You can use a screwdriver to loosen the screws.



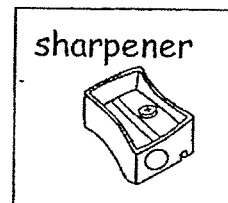
1. How can pulleys help people?

_____ can _____



2. What tool can I use to sharpen the pencils?

You can use a _____ to _____




3. How can wheelbarrows help people?

_____ can _____



4. What tool can I use to write or draw?

You can use a _____ to _____



Name: _____

Learning Sheet 11.9

Class: Pr. 2 / _____

Date: _____

Word Order

Rearrange the words to form a sentence or question. Begin each sentence or question with a capital letter and end it with a full stop or a question mark.

1. to help him uses in his job The carpenter special tools

2. Please manual in the read the instructions

3. should I the picture Which to nail onto the wall
tool use

Name: _____

Learning Sheet 11.10

Class: Pr. 2 / _____

Date: _____

Editing

Correct each underlined word in bold for spelling. Fill in each circle with the correct punctuation.

Long ago, a king went on a journey. Together with a few of his

men, the king went out to sea on a junk. During the journey ⁽¹⁾ one of

the king's men (2) **showted**, "Throw your crown into the sea. Only then will

the storm subside!"




True enough, the storm ended when the crown was tossed into

the raging sea ⁽³⁾ The king and his men were saved. Soon, they reached

an island. The king and his men got off the junk. Suddenly, they spotted a




strange (4) creecher running into the jungle.

(5)
"What was that  " he asked.

"It's a 'singa', Your Highness," answered one of his men.

"Well, in that case, we shall call this island Singapura."



Name: _____

Learning Sheet 11.11

Class: Pr. 2 / _____

Date: _____

Reading Comprehension

Read the following passage and answer the questions that follow.

John, Melissa and Hafiq decided to camp outdoors. Their parents had agreed to let them go camping together. They were excited as it was their first camping trip to Pulau Ubin.

That morning, they took a ferry from the ferry terminal to the island. When they reached the island, they took a van to the campsite. 5

"Where shall we pitch our tent?" Hafiq asked.

"The shady area under the tree would make a good spot," said Melissa.

John collected some branches from the trees. Using the branches as brooms, Melissa started clearing the ground of dead leaves. Then, Hafiq took out the hammers and knocked the pegs into the ground. Within an hour, the tent was assembled. 10

In the evening, John and his friends set up a campfire and cooked their dinner together. After dinner, Melissa played the guitar while the rest sang and danced. They had a lot of fun! 15

Q1 Why were John and his friends excited?

Q2 What mode of transport did John and his friends take to get to the island?

Q3 Where did John and his friends pitch their tent?

They pitched their tent _____

Q4 What were the brooms used for?

Q5 How did John and his friends cook their dinner?

For Q6, number the following sentences '2' to '4' in sequence.
The first part of the sequence has been done for you.

	The tent was assembled.
	Pegs were knocked into the ground.
1	Branches from the trees were collected.
	Dead leaves on the ground were cleared away.

For Q7-8, read each statement and tick (✓) "True" or "False".
Refer to lines 14-16. The first example has been done for you.

	Statement	True	False
Example	John cooked dinner for his friends.		✓
Q7	Melissa played the guitar before she had dinner.		
Q8	John and Hafiq sang and danced.		

Self-assessment Checklist		
Go through the steps and tick (✓) accordingly.		
1	I have read and understood the questions.	
2	I have checked my tenses in my answers.	
3	I have checked the accuracy of my spelling of words.	
4	I have checked that I have written the correct punctuation in my answers.	

ANSWER KEY

YEAR : 2019
LEVEL : PRIMARY 2
SCHOOL : RED SWASTIKA SCHOOL
SUBJECT : ENGLISH
TERM : UNIT 11

11.1

Q1. across: marker down: measure

Q2. wrench

Q3. directions

Q4. pulley

Q5. job

Q6. tools

Q7. screw

11.2

Q1. This

Q2. These

Q3. These

Q4. This

Q5. This

11.3

Q1. you

Q2. We

Q3. us

Q4. our

Q5. it

11.4

Q1. She waved goodbye before she left for her holiday.

Q2. You should see a doctor when you do not feel well.

Q3. Before she goes to bed, she brushes her teeth.

Q4. Her brother screamed when she showed him a mouse.

Q5. When I feel sad, I cry out loud.

Q6. Mother feeds the baby before she puts her to sleep.

11.5

Q1. use

Q2. choose

Q3. measure

Q4. push

Q5. pulled

Q6. lift

Q7. turn

Q8. painted

Q9. make

11.6

Q1. broken

Q2. special

Q3. long

Q4. wide

11.7

Q1. in

Q2. of

Q3. in

Q4. with

Q5. of

Q6. of

Q7. with

11.8

Q1. Pulleys can help people lift heavy things.

Q2. You can use a sharpener to sharpen the pencils.

Q3. Wheelbarrow can help people to move bricks and heavy loads.

Q4. You can use a marker to write or draw.

11.9

Q1. The carpenter uses special tools to help him in his job.

Q2. Please read the instructions in the manual.

Q3. Which tool should I use to nail the picture onto the wall?

11.10

Q1. .

Q2. shouted

Q3. .

Q4. creature

Q5. ?

11.11

Q1. They were excited as it was their first camping trip to Pulau Ubin.

Q2. a ferry

Q3. They pitched their tent at the shady area under the tree.

Q4. The brooms were used for clearing the ground of dead leaves.

Q5. They set up a campfire and they cooked their food.

Q6. 4, 3, 1, 2

Q7. False

Q8. True

SECTION D

Q19) excited

Q20) journey

Q21) tickets

Q22) tired

SECTION E

Q23) This stall sells the best noodles in town.

Q24) We are going to bake a cake for Grandmother.

Q25) They put on their raincoats as it was raining.

Q26) Do not forget to switch off the lights.

SECTION F

Q27) False

Q28) True

Q29) 3, 1, 2

Q30) ordered

Q31) The king ordered a pair of leather shoes for himself and all his people.

2
END

ANSWER KEY

LEVEL : PRIMARY 2

SCHOOL : ANGLO CHINESE SCHOOL (JUNIOR)

SUBJECT : ENGLISH LANGUAGE

TERM : SA2 (REVISION PAPER 1)

SECTION A

Q1	4	Q2	3	Q3	2	Q4	1	Q5	4
----	---	----	---	----	---	----	---	----	---

SECTION B

Q1	6	3	Q2	7	2	Q3	8	2	Q4	9	3	Q5	10	4
----	---	---	----	---	---	----	---	---	----	---	---	----	----	---

SECTION C

Q11) They

Q12) we

Q13) us

Q14) you

Q15) takes

Q16) pay

Q17) fell

Q18) made

