



Rulang Primary School

**SEMESTRAL REVIEW 2
ENGLISH LANGUAGE
PAPER 2
LANGUAGE USE AND COMPREHENSION
2011**

Name : _____ () Marks : _____ / 60
Class : Primary 2 () Date : 28th October 2011
Setter : Mdm Rohaidah

Time : 1 Hour 30 Minutes

Instructions to Pupils:

1. Do not open this booklet until you are told to do so.
2. Follow all the instructions carefully.
3. Answer all the questions.
4. This question paper consists of 14 printed pages, including the cover page.

Section A: Vocabulary (10 marks)

Choose the correct answer and write its number in the bracket provided.

1. It is Siti's birthday next week. Her parents intend to throw a surprise _____ to celebrate the occasion.

- (1) party
- (2) show
- (3) dance
- (4) concert

()

2. The detective is searching the house for _____ to solve the robbery case.

- (1) clues
- (2) marks
- (3) letters
- (4) riddles

()

3. The museum is _____ day and night. It is impossible for anyone to steal any valuable items from there.

- (1) watched
- (2) guarded
- (3) screened
- (4) sheltered

()

4. "Can you please speak up? I can't hear you well when you _____," the teacher told James.

- (1) hum
- (2) mutter
- (3) mumble
- (4) stammer

()

5. The _____ troll gobbled up the goat in one gulp. He had not eaten anything for days.

- (1) thirsty
- (2) lonely
- (3) selfish
- (4) hungry

()

6. "Argh, scorpion!" my sister screamed when she saw the _____ creature.

- (1) odd
- (2) strange
- (3) terrifying
- (4) harmless

()

7. A kind man had donated a large sum of money to the poor family. However, he chose to remain _____ so that no one knew about his kind deed.

- (1) famous
- (2) popular
- (3) recognised
- (4) anonymous

()

8. The poisonous cobra _____ across the ground towards the chicken.

- (1) crept
- (2) crawled
- (3) slithered
- (4) burrowed

()

9. David used a _____ to pound the nail into the piece of wood.

- (1) screw
- (2) wrench
- (3) hammer
- (4) spanner

()

10. The _____ woman kept complaining about the things she was not happy with.

- (1) thankful
- (2) pleasant
- (3) contented
- (4) ungrateful

()

Section B: Grammar (10 marks)

Choose the correct answer and write its number in the bracket provided.

11. Frogs and tadpoles move differently. Frogs can _____ but tadpoles cannot.

- (1) hop
- (2) hops
- (3) hopped
- (4) hopping

()

12. Mrs Tan has two daughters. Mary is the _____ of the two.

- (1) tall
- (2) taller
- (3) tallest
- (4) as tall as

()

13. Would you like to go shopping _____ Aunt Sue?

- (1) to
- (2) at
- (3) by
- (4) with

()

14. There are some snacks on the plate. Which one do you prefer, a muffin _____ a cupcake?

- (1) or
- (2) so
- (3) but
- (4) and

()

15. It is a school holiday tomorrow. The boys _____ going to the library.

- (1) is
- (2) are
- (3) was
- (4) were

()

16. My sister and I were very hungry so we cooked lunch _____.

- (1) myself
- (2) herself
- (3) ourselves
- (4) themselves

()

17. The soup is bland. Do add _____ salt to it.

- (1) any
- (2) many
- (3) a few
- (4) a little

()

18. The lights and fans in the classroom were switched off. Where did _____ go?

- (1) nobody
- (2) anybody
- (3) somebody
- (4) everybody

()

19. It is our mother's birthday next week. My brother and _____ plan to buy her a bracelet.

- (1) I
- (2) me
- (3) we
- (4) him

()

20. _____ is going to the barbeque with you?

- (1) Who
- (2) Which
- (3) Whose
- (4) Where

()


Section C: Comprehension MCQ (10 marks)

Read the text carefully. Choose the correct answer and write its number in the bracket provided.

Making Your Robot Costume

Things You Need

- Cardboard
- Small box
- Penknife
- Silver paint
- Glue
- Elastic bands
- Scotch tape
- Buttons and foil



Steps:

1. Cut two large pieces of cardboard to cover the front and back of your body.
2. Find a small box for your head.
3. Cut holes in the small box so that your eyes and mouth can be seen.
4. Paint both boxes using silver paint.
5. Connect the two cardboard pieces with elastic bands so that they hang over your body.
6. Use the scotch tape to tape the elastic bands to the cardboard pieces.
7. Glue buttons and foil on your robot costume as decorations.
8. Place the robot costume over yourself.

21. You need cardboard, a small box and _____ to make a robot costume:

- (1) silver paint
- (2) rubber bands
- (3) masking tape
- (4) elastic strings

()

22. The two pieces of cardboard are meant to cover your _____.

- (1) face
- (2) eyes
- (3) body
- (4) head

()

23. You need to _____ the two pieces of cardboard with elastic bands.

- (1) cut
- (2) join
- (3) glue
- (4) paint

()

24. The scotch tape is used to _____.

- (1) paint the boxes with silver paint
- (2) stick the small box to the big box
- (3) glue the buttons and foil on the costume
- (4) tape the elastic bands to the cardboard pieces

()

25. The buttons and foil are used as a type of _____ on the costume.

- (1) glitter
- (2) pattern
- (3) shimmer
- (4) decorations

()

Section D: Vocabulary Cloze (10 marks)

Passage 1 (5 marks)

Fill in each blank with the most suitable word from the box. **Use each word only once.**

enjoyed	excited	unhappy	rewarded
rides	flew	pleased	promised

Mary and I had received our final year examination results. Our parents were (26) _____ with our results. They (27) _____ us with a trip to Hong Kong Disneyland. Mary and I were very (28) _____. We (29) _____ to Hong Kong during the first week of the school holidays. We had a lot of fun shopping around the city and taking the (30) _____ in the theme park. It was a wonderful trip abroad.

Passage 2 (5 marks)

Fill in the blanks with a suitable word.

James was very excited. It was his birthday and he wanted to have a sleepover party. His parents (31) _____ him to invite five friends only. James decided on a guest list. He sent out party (32) _____ to his friends.

His friends were delighted to (33) _____ his invitation cards. They were told to bring (34) _____ items to the party. Jason was told to bring a torchlight while Ali had to bring a storybook on horror tales. The other boys were told to bring different board (35) _____.

Section E: Grammar Cloze (5 marks)

Fill in each blank with the correct word from the box. Use each word only ONCE.

see	too	some	doing
saw	also	many	should

The East Coast Park is a wonderful place to go to. There is a long stretch of beach at the park. Besides enjoying the sun, sea and sand, we can also observe many things along the beach. There are (36) _____ types of trees and animals. We can (37) _____ crabs crawling in the sand and birds flying over the sea.

Occasionally, we can (38) _____ see jellyfish being washed up by the waves. However, there are some parts of the beach that are very dirty. We (39) _____ do our part to keep the place clean. By (40) _____ so, we can make East Coast Park a more enjoyable place to go to.

Section F: Punctuation (5 marks)

Fill in the with a suitable punctuation mark from the box below.

,	.	?
---	---	---

41. I went to watch a movie with my friends last week
42. Where is the library
43. Rani needs flour cocoa powder and sugar to bake cupcakes.
44. The pupils were relieved to know that they had passed their examinations well
45. Who came in first in the race

Section G: Comprehension (10 marks)

Read the passage carefully and then answer the questions.

There is a large variety of birds of prey found in the world. These birds typically hunt other animals including birds and fish. They use their keen senses such as vision and hearing to look out for their prey. They also have powerful talons and sharp beaks, designed for tearing and cutting into flesh.

Some families of birds of prey include the eagle, hawk, vulture and owl. Unlike the other birds mentioned, the owl hunts at night as it is a nocturnal bird. The owl also has very good far vision, even in areas of very low light.

The owl depends largely on two hunting methods – stealth and surprise. Its dull-coloured feathers make it almost invisible in the dark. The wings are also rough and jagged, thus muffling the sound of the owl's flight. This allows the owl to fly silently.

(adapted from en. wikipedia.org)

46. What do birds of prey feed on?


47. How do these birds look out for their prey?

48. What does the owl use to kill its prey?

49. Give an example of how the owl uses stealth to help it catch its prey.

50. Which word in the passage has the same meaning as "with no sound"?

~~ End of Paper~~






ANSWER SHEET

EXAM PAPER 2011

**SCHOOL : RULANG
SUBJECT : PRIMARY 2 ENGLISH**

TERM : SA2



Q1	Q2	Q3	Q4	Q5	Q6	Q7	Q8	Q9	Q10	Q11	Q12	Q13	Q14	Q15	Q16	Q17
1	1	2	3	4	3	4	3	3	4	1	2	4	1	2	3	4

Q18	Q19	Q20	Q21	Q22	Q23	Q24	Q25
4	1	1	1	3	2	4	4

26)pleased 27)rewarded 28)excited 29)flew 30)rides

31)allowed 32)invitations 33)get 34)some 35)games

36)many 37)see 38)also 39)should 40)doing

41). 42)? 43), 44). 45)?

46)Birds of prey feed on other animals including birds and fish.

47)They use their keen senses such as vision and hearing to look out for their prey.

48)The owl uses its powerful talons and sharp beak to kill its prey.

49)The owl dull-coloured feathers make it almost invisible in the dark and the wings are also rough and jagged.

50)The word is "silently".