



AI TONG SCHOOL

2004

SEMESTRAL ASSESSMENT 1

PRIMARY (1)

MATHEMATICS

DURATION : 1 h 30 min

DATE: 14 MAY 2004

INSTRUCTIONS

Do not open the booklet until you are told to do so.

Follow all instructions.

Answer all questions.

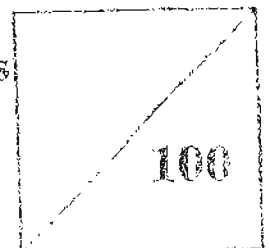
Name : _____ ()

Class : Primary _ _ _

Parent's Signature : _____


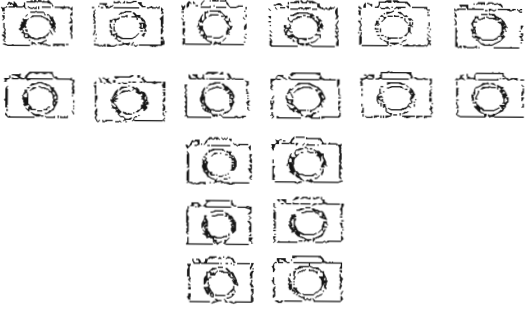
Date : _ _ _

Marks



Section A: (29 x 2 marks)

Count carefully and write the answer in the box.

<p>1.</p>  <p>19</p>	<p>2.</p>  <p>23</p>
---	--

For questions 3 and 4, write the numbers in words.

3. 19 _____

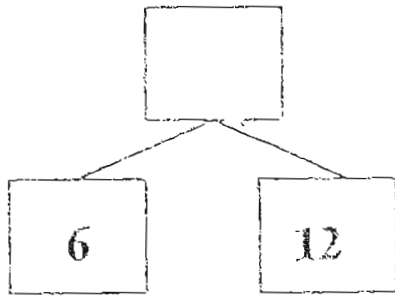
4. 13 _____

Fill in the missing numbers for questions 5, 6 and 7.

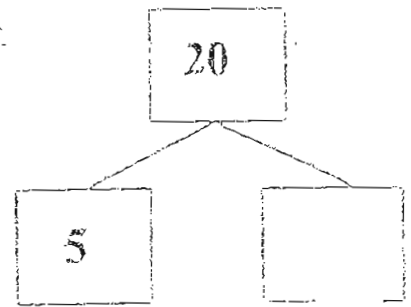
5. (16) () (12) (10) () (6)

10


6.




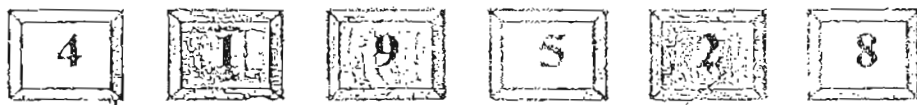
7.



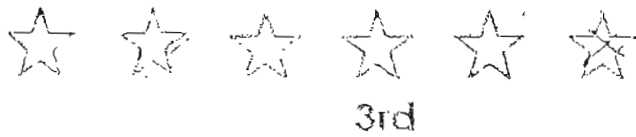
8. Arrange the numbers in order.



9. Colour the three numbers that make 12.



10. Colour the 5th star.



11. Colour 5 happy faces.




Look at the pictures carefully and answer questions 12 and 13.

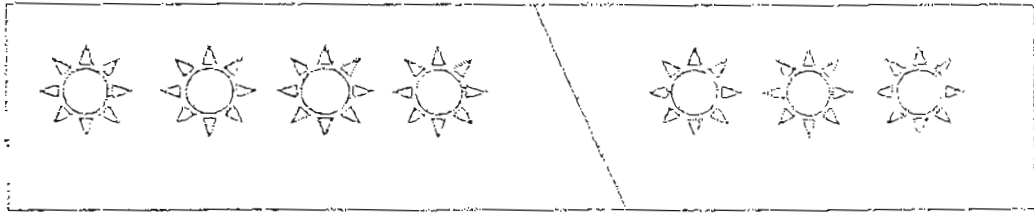


12. Box _____ is 2nd from the left.

13. Box A is _____ from the right.



14. Look at the picture and complete the subtraction sentence.



$$\square \quad \bigcirc \quad \square = \square \quad 4$$

15. Look at the picture and write an addition sentence.



$$\square \quad \bigcirc \quad \square \quad \bigcirc \quad \square$$

16. Write a subtraction sentence using the numbers given in the box.

$$4 \quad 15 \quad 19 \quad = \quad _$$

$$\square \quad \bigcirc \quad \square \quad \bigcirc \quad \square$$




Write '+' or '-' in each for questions 17 and 18.

17. 15 $5 = 10$

18. 16 2 $2 = 20$

Look at the picture and fill in the blanks for questions 19 and 20.




19. In this picture, there are _____ triangles.


20. There are _____ circles in this picture.



21. Complete the pattern by drawing the missing ones.

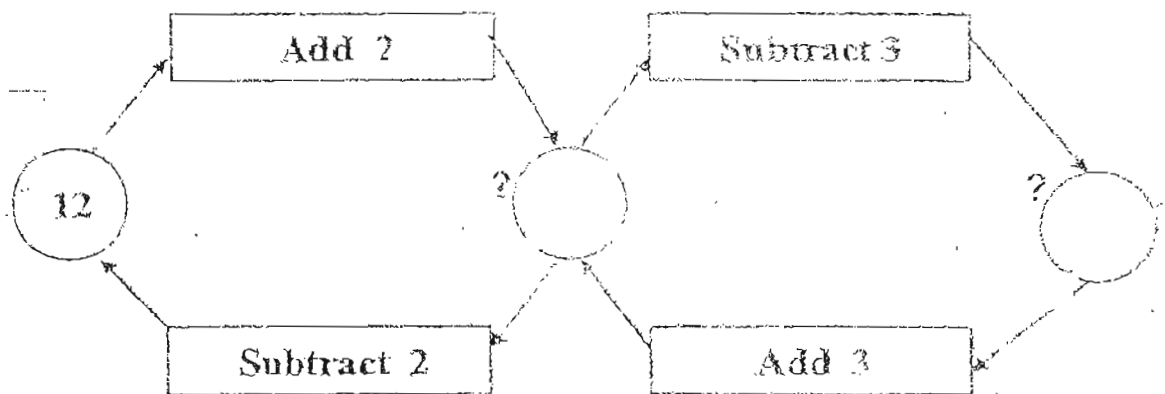


22. Draw a line on the rectangle to form 2 triangles.

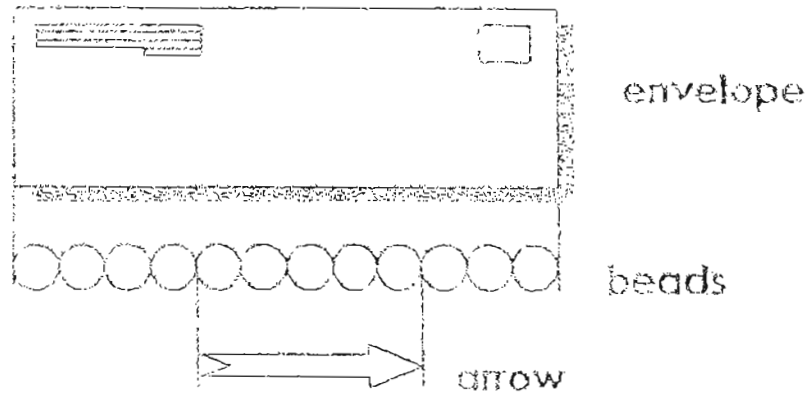



Write the correct numbers in the circles.

23.



Look at the picture and complete questions 24 and 25.




Each  stands for 1 unit.

24. The envelope is about _____ units long.

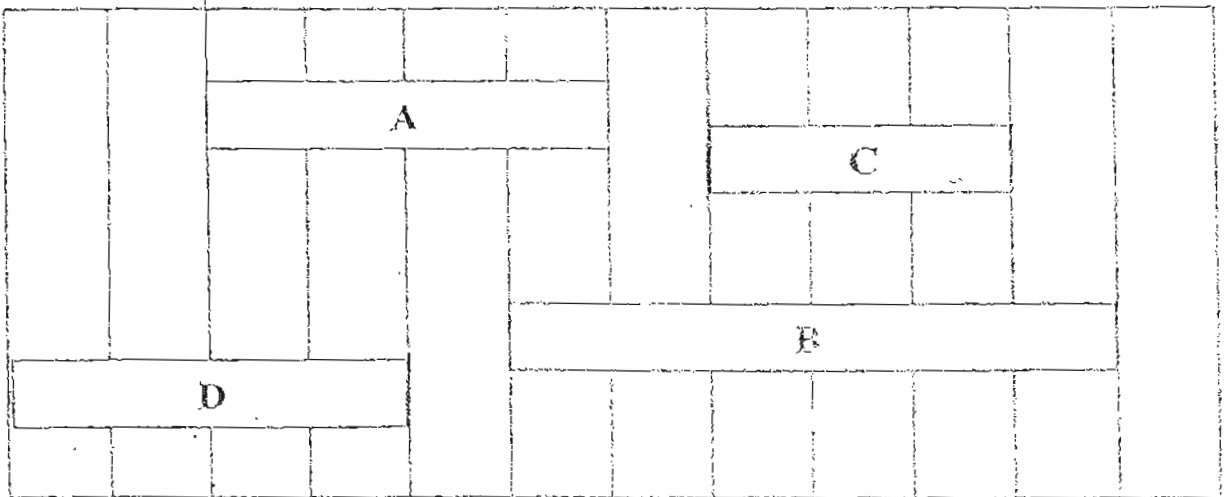
25. The arrow is _____ units shorter than the envelope.

26. Tick the box that has the answer 15.

$10 + 5$	<input type="checkbox"/>
$0 + 6$	<input type="checkbox"/>
$13 + 2$	<input type="checkbox"/>



Study the picture carefully. Then fill in the blanks for questions 27 and 28.


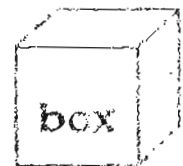


27. Tape A is as long as Tape _____.

28. Tape D is longer than Tape _____ but shorter than Tape _____.

29. Wei Li has 16 marbles.

He puts 7 marbles in a tin and the rest in a box.
 _____ marbles are in the box.



Section B (7 x 2 marks)

Do these sums carefully .

30. $7 + 8 = \square$

31. $8 + \square = 16$

32. $\square + 9 + 3 = 13$

33. $13 + 7 = \square + 10$

34. $16 - 9 = \square$

35. $15 - \square = 8$

36. $\square - 7 = 7$



Section C (5 x 2 marks)

Fill in the missing numbers.

37. 1 ten 7 ones =

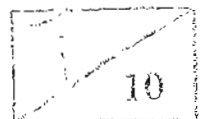
38. 5 less than 18 is

39. 4 more than 8 is

40. 11 and make 20.

41. Write the correct number in each box.

$$\begin{array}{c} 13 - 7 = \square \\ \swarrow \quad \searrow \\ \square \quad \quad 3 \end{array}$$



Section D (6 x 3 marks)


Solve these problem sums.

42. There are 17 children at the playground.
8 of them are boys.
How many girls are there ?
-

There are girls .

43. Tom has 8 marbles.
Jim has 5 marbles more than Tom.
How many marbles does Jim have ?
-

Jim has marbles.



44. David and Aini have 17 stickers altogether.
If David has 10 stickers, how many stickers
does Aini have ?
-

Aini has stickers.

45. Susan bought 14 apples.
6 of the apples were bad.
How many apples were good ?
-

apples were good .



46. Mrs. Li has 15 sweets.
She gives 6 sweets to Ali and 2 sweets to Raju.
How many sweets has Mrs Li left ?
-

She has sweets left.

47. Mrs Li bought some flowers.
6 were roses, 4 were orchids and
5 were sunflowers.
How many flowers did she buy/in all?
-

She bought flowers in all.

~~~~~ End Of Paper ~~~~~

Please Check Your Paper !



