

SINGAPORE CHINESE GIRLS' SCHOOL (PRIMARY)
 PRIMARY 1 MATHEMATICS
 UNIT 6 – SHAPES AND PATTERNS

Name: _____ ()

Date: _____


Class: Primary 1 SY / C / G / SE / P / GR


SW1.6.1



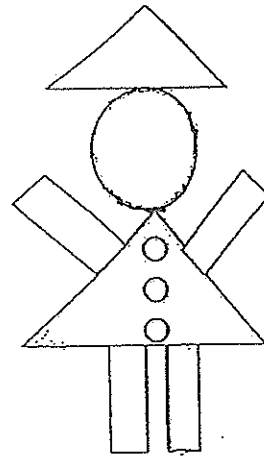
Read the questions carefully.

1. Look at the picture and colour the

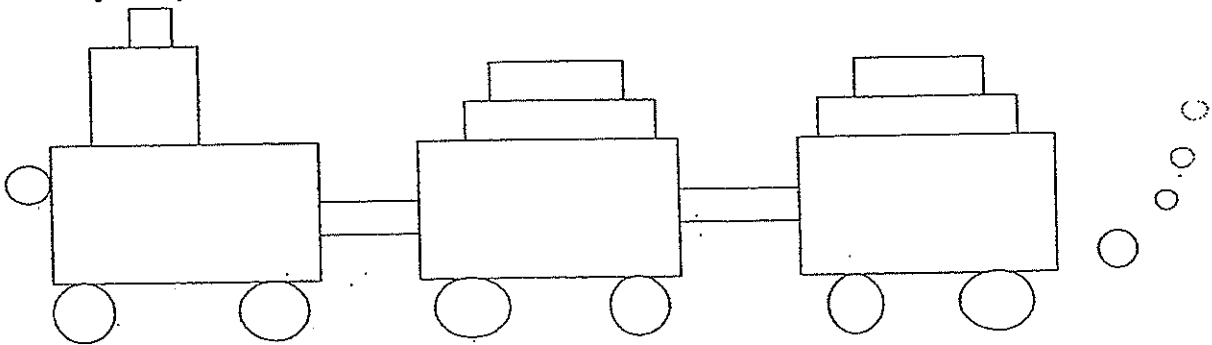
(a)  yellow

(b)  red

(c)  blue



2. Study the picture and answer the following questions.



(a) There are _____ squares.

(b) There are _____ circles.


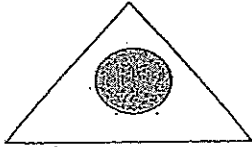
(c) There are _____ rectangles.

(d) There are _____ more circles than squares.



(e) There are _____ fewer squares than rectangles.

3. Match the shapes to the shaded parts:

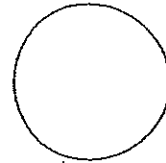

(a)




(b)



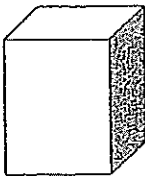
(c)



(d)



(*e)



SINGAPORE CHINESE GIRLS' SCHOOL (PRIMARY)
 PRIMARY 1 MATHEMATICS
 UNIT 6 – SHAPES AND PATTERNS

Name: _____ ()

Date: _____

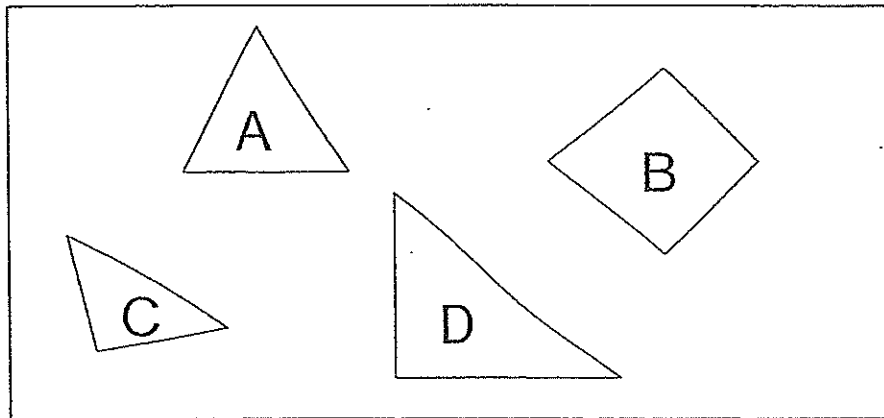
Class: Primary 1 SY / C / G / SE / P / GR

SW1.6.2



For each question, four options are given.
 Choose the correct answer and write its number in the brackets provided.





1.



Which shape does not belong to the group?

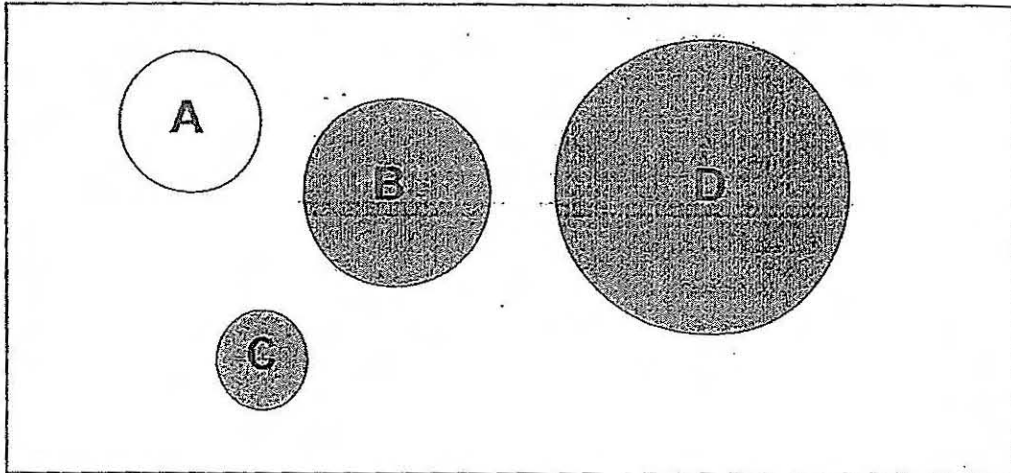
- (1) A (2) C
 (3) B (4) D ()

2. Some pupils were asked to name the shapes.
 Who has answered correctly?

Shape	Pupil	Answer
	Siti	rectangle
	Razak	circle
	Hamsa	square
	Aileen	triangle

- (1) Siti (2) Hamsa
 (3) Razak (4) Aileen ()

3.



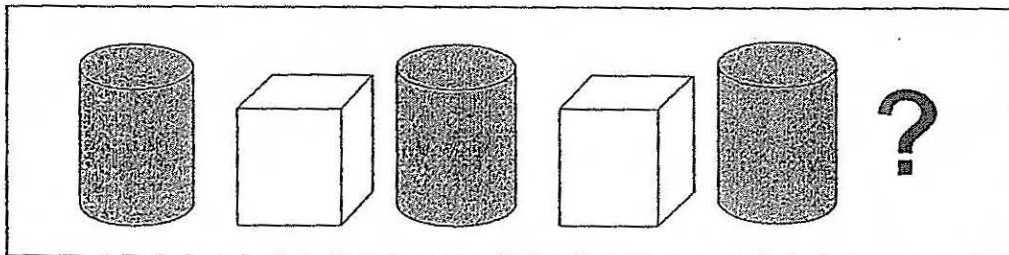
Which of the above does not belong to the group?

- (1) A
- (3) C

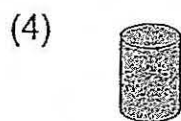
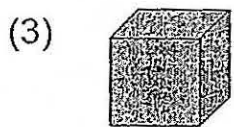
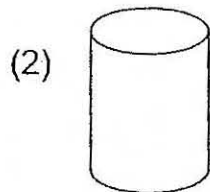
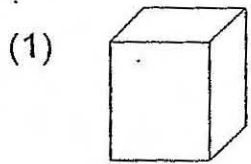
- (2) B
- (4) D

()

4.



Which shape comes next?



()

5.



What comes next?

(1)



(3)



(2)



(4)



()

SINGAPORE CHINESE GIRLS' SCHOOL (PRIMARY)
 PRIMARY 1 MATHEMATICS
 UNIT 6 – SHAPES AND PATTERNS

Name: _____ ()

Date: _____

Class: Primary 1 SY / C / G / SE / P / GR

SW1.6.3



Read the questions carefully.

1. Look at the patterns. Draw what comes next.

(a)

--	--

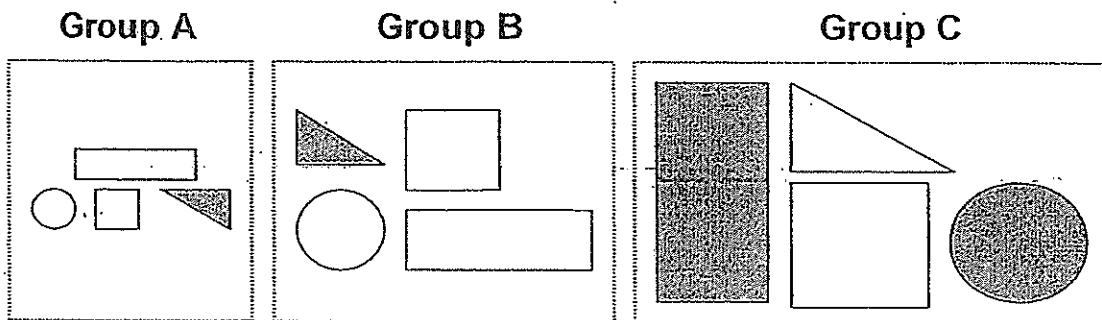
(b)

--	--

(c)

--	--

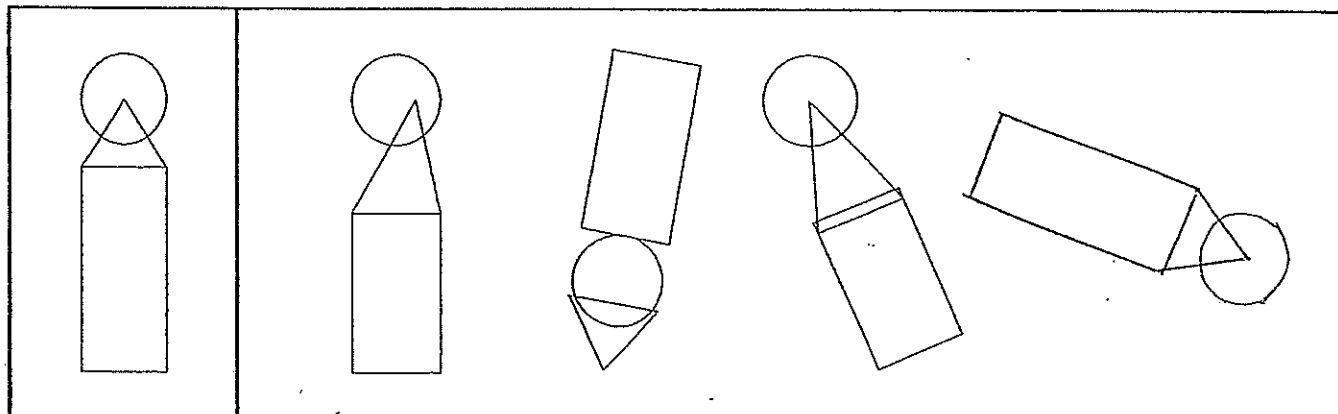
2. Look at the diagram below and tick (✓) the correct answer.




The above are grouped according to their

colours	
shapes	✓
sizes	()

3. Colour the shape that is the same as the one given on the left.



*4. Draw the shape that comes next.



SINGAPORE CHINESE GIRLS' SCHOOL (PRIMARY)
PRIMARY 1 MATHEMATICS
UNIT 6 – SHAPES AND PATTERNS

Name: _____ ()

Date: _____

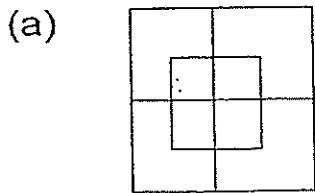
Class: Primary 1 SY / C / G / SE / P / GR

SW1.6.4

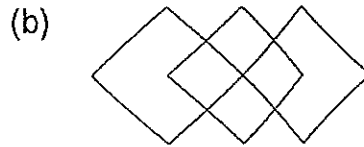


Read the questions carefully. Write your answers in the space provided.

1. How many squares are there in the following figures?

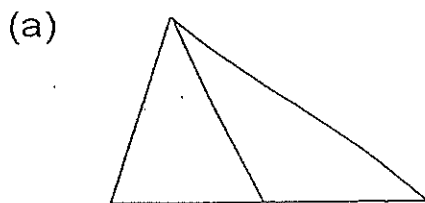


_____ squares

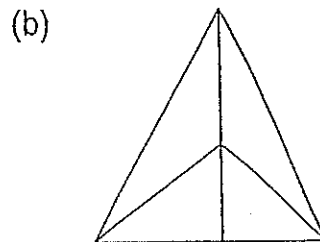


_____ squares

2. How many triangles are there in the following figures?



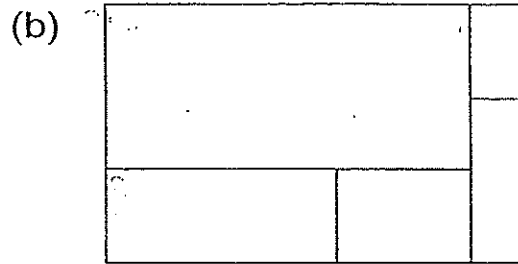
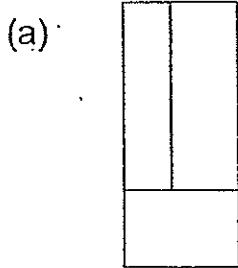
_____ triangles



_____ triangles

For question 3, write your answers in the space provided.
Write your reflections in the space provided.

3. How many rectangles are there in the following figures?



_____ rectangles

_____ rectangles

Reflections:

SINGAPORE CHINESE GIRLS' SCHOOL (PRIMARY)
 PRIMARY 1 MATHEMATICS
 UNIT 6 – SHAPES AND PATTERNS

Name: _____ ()

Date: _____

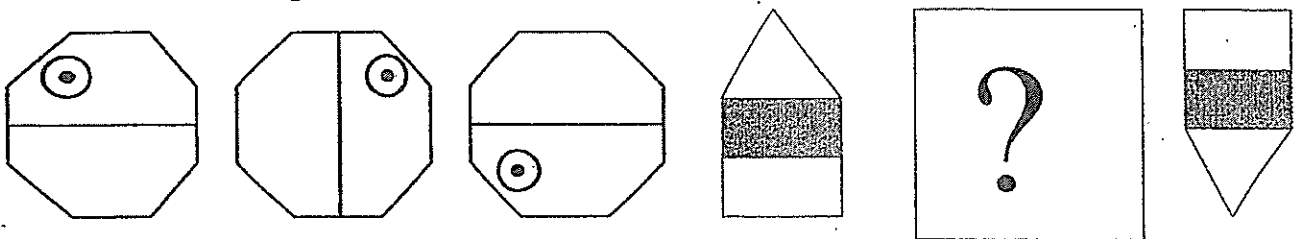
Class: Primary 1 SY / C / G / SE / P / GR

SW1.6.5



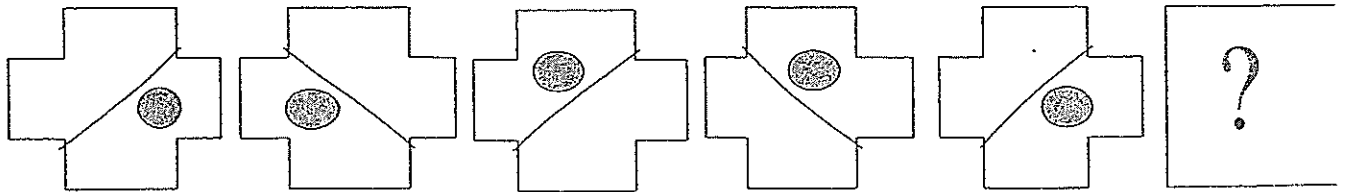
Read the questions carefully. Write your answers in the space provided.

*1. Draw the missing shapes.



Answer:

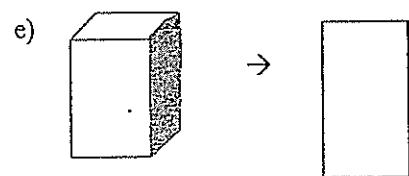
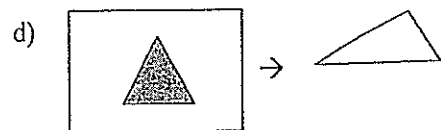
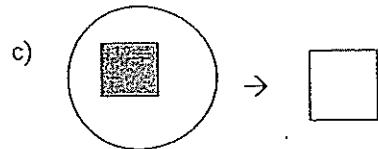
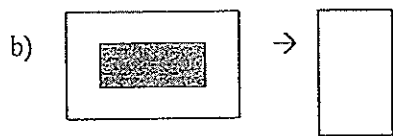
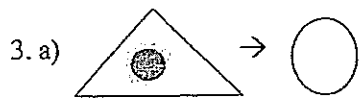
*2. Draw the missing shape.



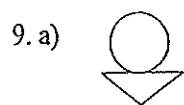
Answer:

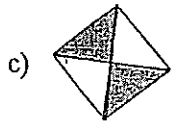

YEAR: 2014
LEVEL: P1
SCHOOL: SCGS
SUBJECT: MATHEMATICS
SEMESTER: UNIT 6

- 2. a) 2
- b) 11
- c) 9
- d) 9
- e) 7

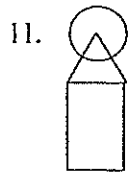


- 4. 3
- 5. 3
- 6. 1
- 7. 1
- 8. 2





10. sizes



13. a) 10
b) 7

14. a) 3
b) 8

15. a) 5
b) 9

