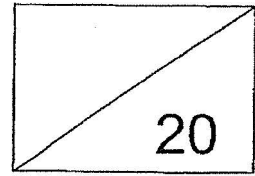


Red Swastika School  
Primary 2  
Milestone Check 5  
Mathematics



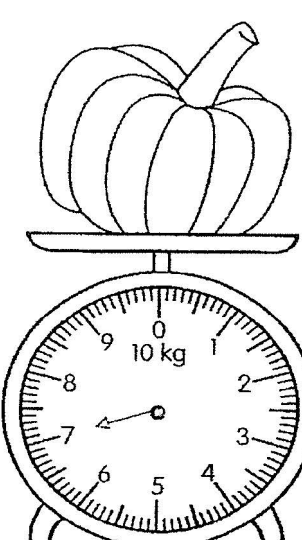
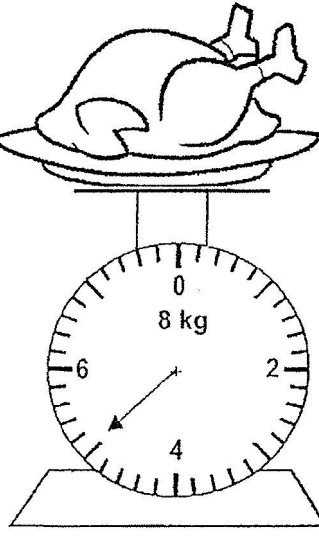
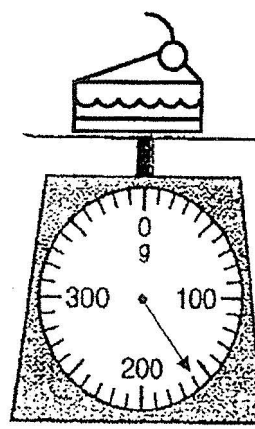
Name: \_\_\_\_\_ ( ) Date: \_\_\_\_\_

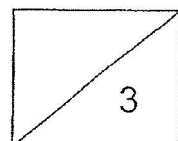
Class: P2 / \_\_\_\_\_ Duration: 30 minutes

**Part 1**

Fill in the blanks with the correct answers. (1 mark each)

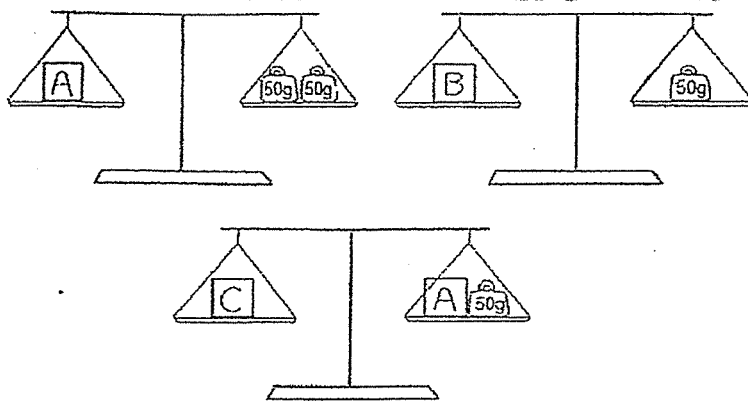
1. Read each scale. Then, write the mass.

<p>(a) pumpkin</p>  <p>_____ kg</p>	<p>(b) turkey</p>  <p>_____ kg</p>	<p>(c) slice of cake</p>  <p>_____ g</p>
--	---	---





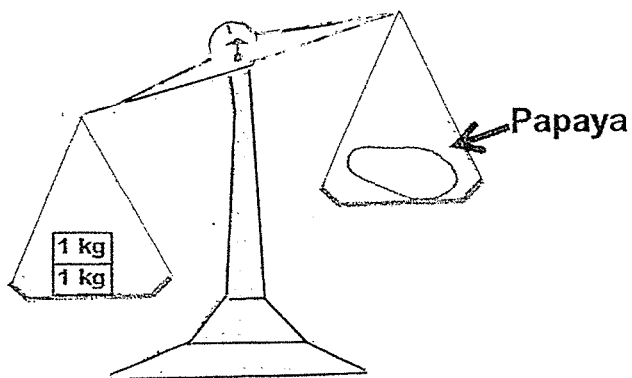
2. Look at the pictures below carefully.



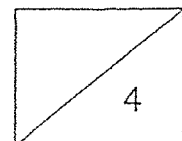
- a) The mass of object A is \_\_\_\_\_ g.
- b) Object \_\_\_\_\_ is the heaviest.
- c) Object \_\_\_\_\_ is the lightest.

3. Circle the correct answer in the bracket.

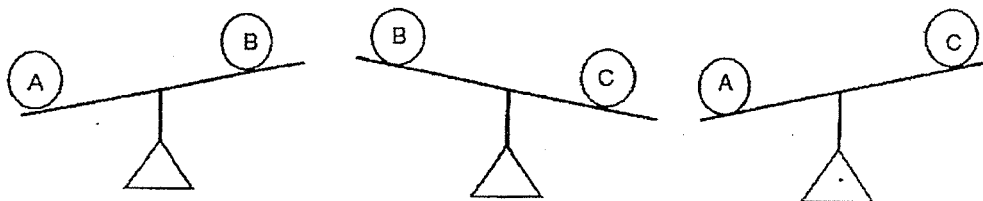
The mass of the papaya is (less than more than / as heavy as) 2 kg.



2



4. Study the diagrams below carefully. Arrange objects A, B and C according to their mass. Begin with the lightest.


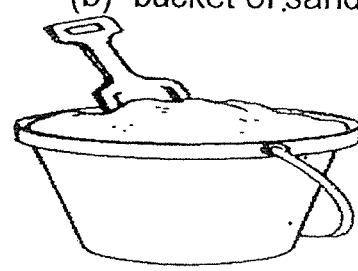
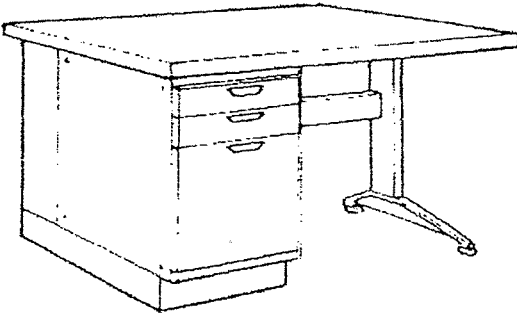



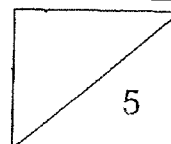
\_\_\_\_\_ , \_\_\_\_\_ , \_\_\_\_\_  
lightest

**Part 2**

Fill in the blanks with **kg** or **g**. (1 mark each)

5.

<p>(a) plastic cup</p>  <p>50 _____</p>	<p>(b) bucket of sand</p>  <p>1 _____</p>
<p>(c) teacher's table</p>  <p>5 _____</p>	<p>(d) story book</p>  <p>425 _____</p>



**Part 3**

Solve the following word problems. Show all equations, workings and final statements clearly. (2 marks each)

6. A pencil case weighs 230 g.  
It is 222 g heavier than an eraser.

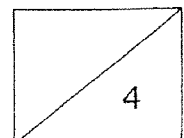
(a) What is the mass of the eraser?

The mass of the eraser is \_\_\_\_\_ g.


(b) What is the mass of 4 such erasers?

The mass of 4 such erasers is \_\_\_\_\_ g.

4



7. Study the following picture carefully.



Each of the durians shown in the picture above has the same mass.

(a) What is the mass of two durians? \_\_\_\_\_

The mass of two durians is \_\_\_\_\_ kg.

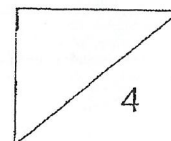
(b) What is the mass of one durian?




The mass of one durian is \_\_\_\_\_ kg.



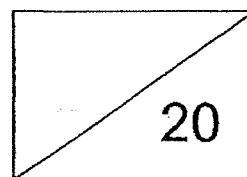
**END OF PAPER**

Have you checked your work?



Check	Wow 	Getting there 	A start 
Measuring mass in kilograms/grams. Q1(a), Q1(b), Q1(c) and Q2(a)			
Comparing and ordering masses. Q2(b), Q2(c), Q3 and Q4			
Using appropriate units of measurement and their abbreviations g, kg. Q5(a), Q5(b), Q5(c), Q5(d)			
Solving word problems involving masses. Q6(a), Q6(b), Q7(a), Q7(b)			

Red Swastika School  
Primary 2  
Milestone Check 6  
Mathematics




Name: \_\_\_\_\_ ( ) Date: \_\_\_\_\_

Class: P2 / \_\_\_\_\_ Duration: 30 minutes

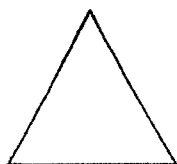
**Part 1**

1. Match the names to the correct shapes. (1 mark each)



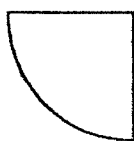
•

• triangle



•

• square



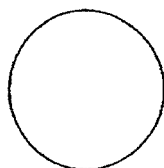
•

• circle



•

• semicircle



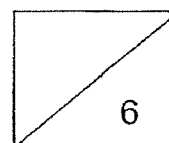
•

• quarter circle



•

• rectangle



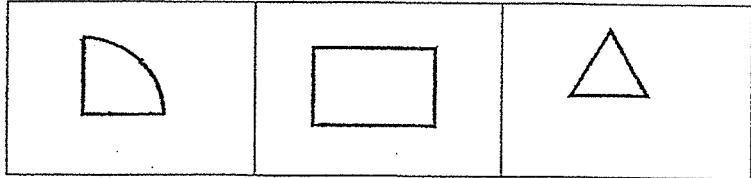
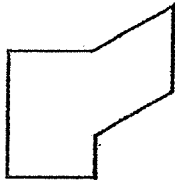


**Part 2**

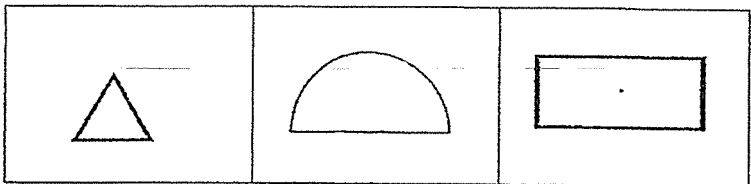
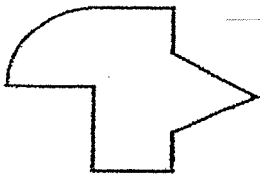
Look at the figures below.

**Cross out** the shape that is **not** used to form each figure. (1 mark each)

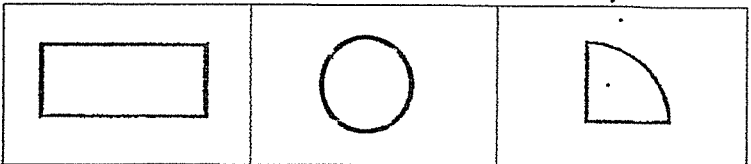
2.



3.


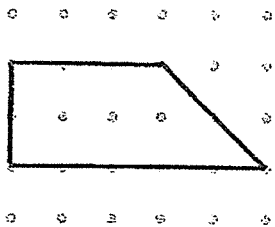


4.

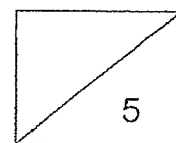
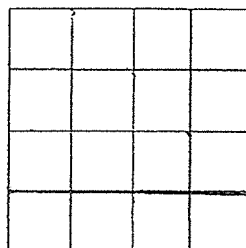
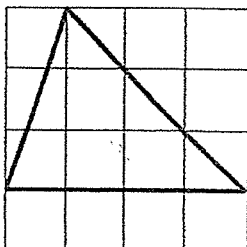


**Part 3**

5. Copy the figure below to the dot grid on the right. (1 mark)













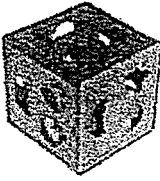



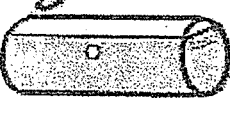
6. Copy the figure below to the square grid on the right. (1 mark)

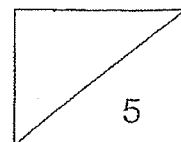


**Part 4**


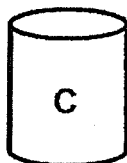
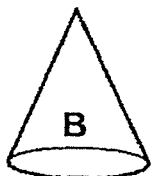
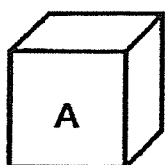
7. Look at the following objects.

Circle the object that matches the name of the solid. (1 mark each)

	Solids	Objects		
(a)	Cone	 soccer ball	 candle	 strainer
(b)	Cube	 pencil case	 party hat	 dice
(c)	Sphere	 strainer	 soccer ball	 milk carton
(d)	Cylinder	 candle	 toy	 party hat
(e)	Cuboid	 book	 dice	 pencil case



8. Look at the following solids A, B, C and D.  
 Count the number of flat surface(s) each solid has. Write A, B, C and D  
 in the table below. (1 mark each)

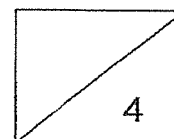


Number of flat surface(s)	Solids
Only 1 flat surface	
More than 1 flat surface	

**END OF PAPER**

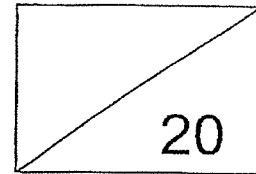


Have you checked your work?



Check	Wow 😊😊😊	Getting there 😊😊	A start 😊
Identifying, naming and describing 2D shapes – semicircle, quarter circle Q1			
Identifying the basic shapes that make up the given figure Q2, Q3 and Q4			
Copying figures on dot grid or square grid Q5 and Q6			
Identifying, naming, describing and classifying 3D shapes – cube, cuboid, cone, cylinder, sphere Q7, Q8			

**Red Swastika School  
Primary 2  
Milestone Check 7  
Mathematics**

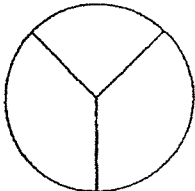
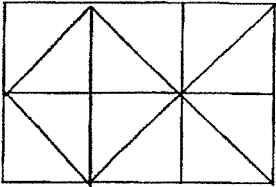
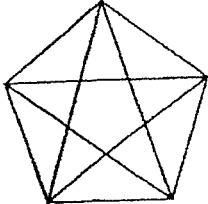
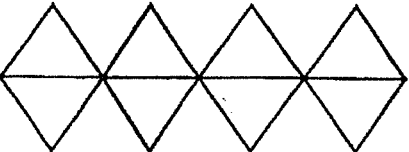


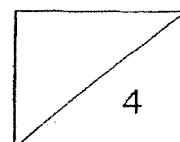
Name: \_\_\_\_\_ ( ) Date: \_\_\_\_\_

Class: P2 / \_\_\_\_\_ Duration: 30 minutes

**Part 1**

Look at the figures below and circle the correct answer, "True" or "False". (1 mark each)

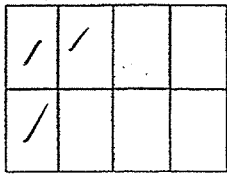
<p>1.</p> 	<p>This figure is divided into equal parts.</p>	<p>True / False</p>
<p>2.</p> 	<p>This figure is divided into equal parts.</p>	<p>True / False</p>
<p>3.</p> 	<p>This figure is divided into equal parts.</p>	<p>True / False</p>
<p>4.</p> 	<p>This figure is divided into equal parts.</p>	<p>True / False</p>



**Part 2**

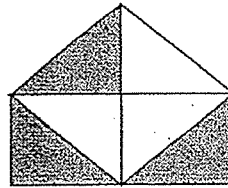
For questions 5 and 6, write the correct **fraction** for the **shaded** parts of each figure below. (1 mark each)

5.



\_\_\_\_\_

6.

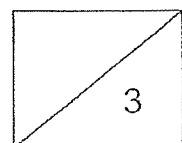


\_\_\_\_\_

7. Which figure shows that  $\frac{1}{3}$  is shaded? Put a tick in the bracket.

(1 mark)

<p>(      )</p>	<p>(      )</p>	<p>(      )</p>



**Part 3**

8. (a) **Shade** the parts to show the following fractions. (1 mark each)



(b) Arrange the above fractions from part (a) in order, beginning with the **smallest**. (1 mark)

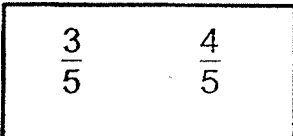
\_\_\_\_\_ , \_\_\_\_\_ , \_\_\_\_\_  
**smallest**


9. Arrange the fractions in order, beginning with the **smallest**. (1 mark)

$\frac{1}{7}$  ,  $\frac{5}{7}$  ,  $\frac{3}{7}$

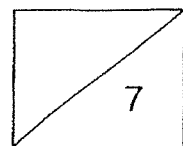
\_\_\_\_\_ , \_\_\_\_\_ , \_\_\_\_\_  
**smallest**

For questions 10 and 11, circle the greater fraction. (1 mark each)

10. 

11. 

3



**Part 4**

Fill in the blanks. (1 mark each)

12.  $\frac{3}{11} + \frac{3}{11} = \underline{\hspace{2cm}}$

13.  $\frac{5}{7} - \frac{4}{7} = \underline{\hspace{2cm}}$

14.  $\frac{3}{4} + \underline{\hspace{2cm}} = \frac{4}{4}$

15.  $1 - \underline{\hspace{2cm}} = \frac{3}{8}$

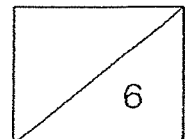
16.  $\frac{1}{10} + \frac{2}{10} + \frac{4}{10} = \underline{\hspace{2cm}}$


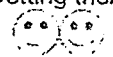

17.  $\underline{\hspace{2cm}} - \frac{1}{5} = \frac{4}{5}$



**END OF PAPER**

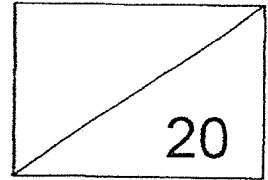
Have you checked your work?



Check	Wow 	Getting there 	A start 
Fraction as part of a whole. Q1, Q2, Q3 and Q4			
Notations and representations of fractions. Q5, Q6, Q7, Q8(a)			
Comparing and ordering fractions with denominators of given fractions not exceeding 12. Q8(b), Q9, Q10 and Q11			
Adding and subtracting fractions within one whole with denominators of given fractions not exceeding 12. Q12, Q13, Q14, Q15, Q16 and Q17			



Red Swastika School  
Primary 2 Mathematics  
Milestone Check 8  
Topic: Time



Name: \_\_\_\_\_ ( )

Date: \_\_\_\_\_

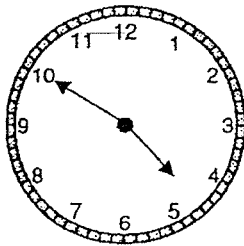
Class: P2 / \_\_\_\_\_

Duration: 30 minutes

Part 1

Choose the correct answer and write its number in the brackets provided. (1 mark each)

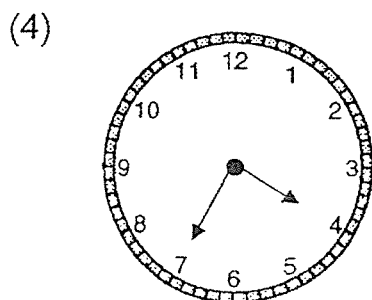
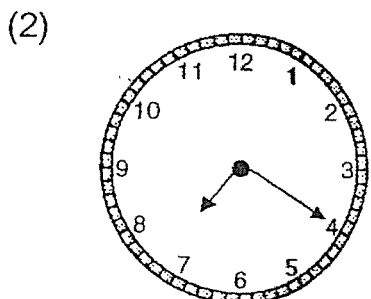
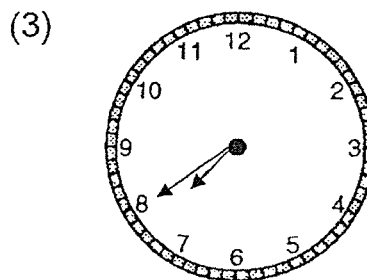
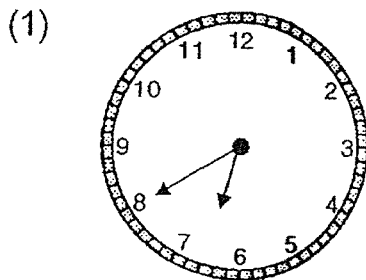
1. What is the time shown on the clock?



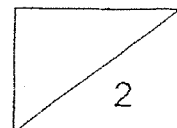
- (1) 4.10
- (2) 4.50
- (3) 5.10
- (4) 10.05

( )

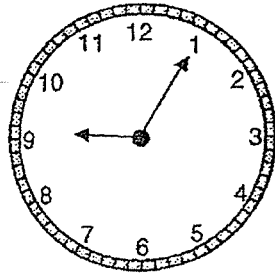
2. Lenny woke up at 7.40. Which clock shows the correct time?



( )



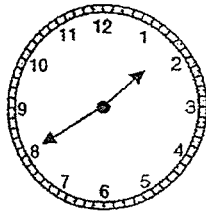
3. Jack reached his office at the time shown below.  
What time did he reach office?



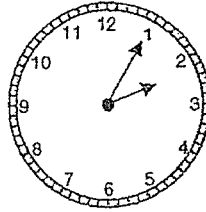
- (1) 1.09  
(2) 1.45  
(3) 9.01  
(4) 9.05

( )

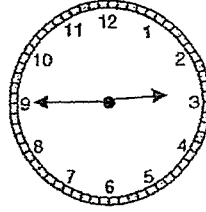
4. Alex, Betty, Cindy and Dan arrived at a party at different times. Who arrived at the party before 2.00?



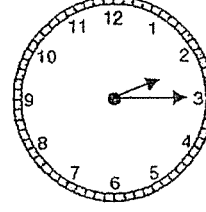
Alex



Betty



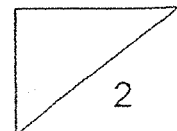
Cindy



Dan

- (1) Alex  
(2) Betty  
(3) Cindy  
(4) Dan

( )



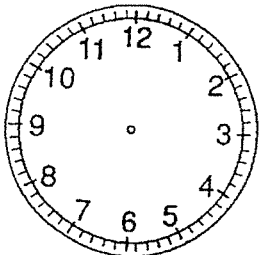
**Part 2**

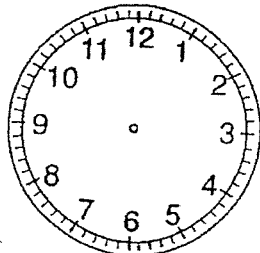
Fill in the blanks with 'a.m.' or 'p.m.' (1 mark each)

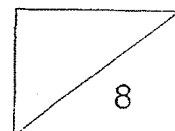
5. Tiffany starts jogging at 7.00 every evening.  
She jogs for half an hour.  
She ends her jog at 7.30 \_\_\_\_\_
  
6. After breakfast at the hawker centre, Mrs Bala usually does her  
marketing at 8.45 \_\_\_\_\_
  
7. Weiming went to see the doctor this morning.  
He waited for the clinic to open and the doctor attended to him  
at 9.30 \_\_\_\_\_
  
8. On Fridays, Martin goes for his badminton CCA at 2.30 \_\_\_\_\_  
after lunch.

**Part 3**

Draw the hands on each clock face to show the correct time.  
(2 marks each)

9.  11.00

10.  3.25

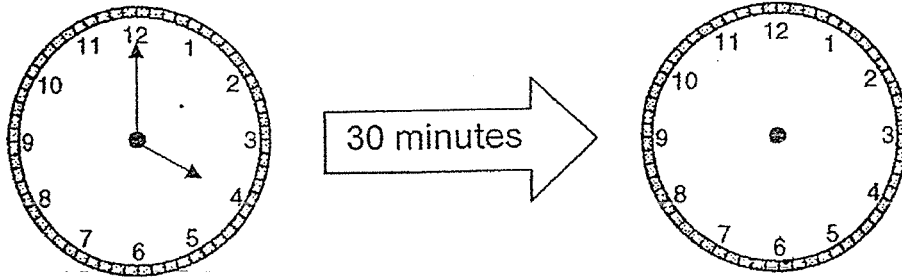


**Part 4**

Solve the following problems.

Fill in the blanks. (2 marks each)

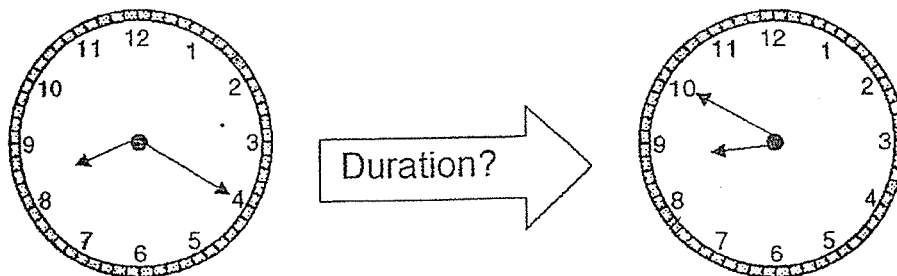
11. May started her piano lesson at 4.00 p.m.  
Her lesson lasted for half an hour.  
What time did her piano lesson end?



Her piano lesson ended at \_\_\_\_\_ p.m.

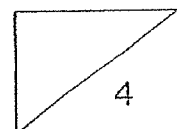
---

12. John cycled from his house to the library.  
He left his house at 8.20 a.m. and reached the library at 8.50 a.m.  
How long did John take to cycle from his house to the library?

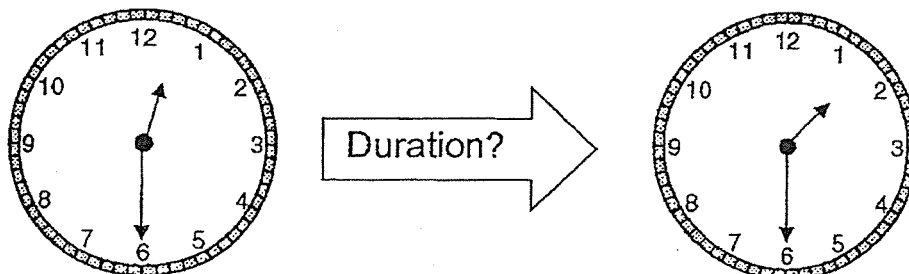


John took \_\_\_\_\_ minutes to cycle from his house to the library.

---

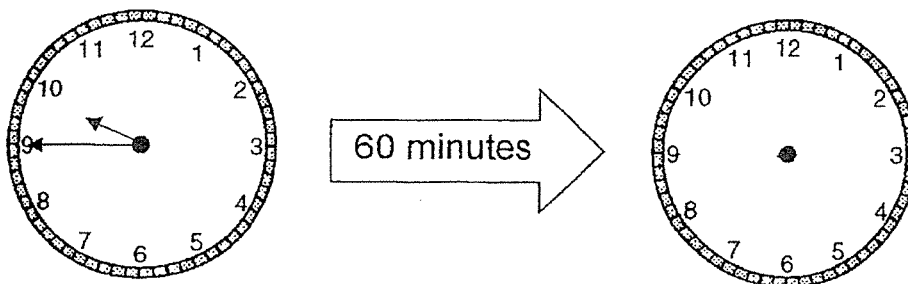


13. Salim's soccer practice starts at 12.30 p.m. and ends at 1.30 p.m.  
How long did his soccer practice last?



His soccer practice lasted for \_\_\_\_\_ hour.

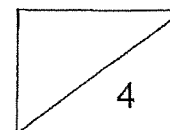
14. Mrs Chen started cleaning the house at 9.45 a.m.  
She took an hour to clean the house.  
What time did she finish cleaning the house?



She finished cleaning the house at \_\_\_\_\_ a.m.

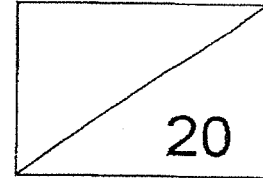
**End of Paper**

Have you checked your work?



Check	Wow 	Getting there 	A start 
Telling time to 5 minutes Q1, 2, 3, 4			
Writing time using 'a.m.' and 'p.m.' Q5, 6, 7, 8			
Drawing hands on the clock face to show time Q9 and 10			
Duration of one hour/half hour Q11, 12, 13 and 14			

**Red Swastika School**  
**Primary 2 Mathematics**  
**Milestone Check 9**  
**Topic: Picture Graphs**




Name: \_\_\_\_\_ ( )      Date: \_\_\_\_\_

Class: P2 / \_\_\_\_\_      Duration: 30 minutes

**Question 1**

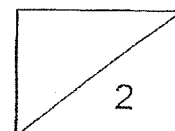
Study the picture graph below and answer the questions that follows.  
 Remember to show your workings clearly.

The graph below shows the types of sports enjoyed by Primary 2 students in Sunny Primary School.

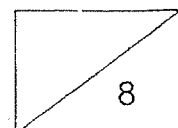


a) \_\_\_\_\_ students enjoy swimming. (1 mark)

b) \_\_\_\_\_ is the least popular sport. (1 mark)




- c) More students enjoy \_\_\_\_\_ than cycling.  
(1 mark)
- d) As many students enjoy \_\_\_\_\_ as  
\_\_\_\_\_. (1 mark)
- e) A total of \_\_\_\_\_ students enjoy swimming and jogging.  
(2 marks)
- f) \_\_\_\_\_ fewer students enjoy gymnastics than jogging.  
(2 marks)
- g) A total of \_\_\_\_\_ students took part in the survey  
altogether. (2 marks)



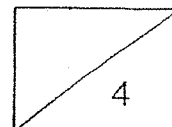
**Question 2**

Study the picture graph below and answer the questions that follows. Remember to show your workings clearly.

The graph below shows the number of stickers collected by 5 children.



- a) \_\_\_\_\_ collected 24 stickers. (1 mark)
- b) Alice collected \_\_\_\_\_ stickers. (1 mark)
- c) \_\_\_\_\_ collected the most stickers. (1 mark)
- d) \_\_\_\_\_ collected fewer stickers than Alice. (1 mark)

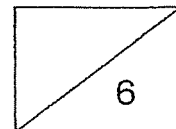







- e) Derrick collected \_\_\_\_\_ more stickers than Bala.  
(2 marks)
- f) \_\_\_\_\_ and \_\_\_\_\_ collected  
a total of 52 stickers. (2 marks)
- g) Cara must give \_\_\_\_\_ stickers to Derrick so that they  
have the same number of stickers. (2 marks)


**End of Paper**

Have you checked your work?



Check	Wow 	Getting there 	A start 
Reading and interpreting data from picture graphs with scales Q1a to 1d, 2a to 2d			
Solving 1-step problems using data from picture graphs Q1e to 1g, 2e to 2g			

Red Swastika School  
Primary 2 Mathematics  
Milestone Check 10  
Topic: Volume



Name: \_\_\_\_\_ ( )

Date: \_\_\_\_\_

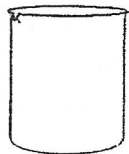
Class: P2 / \_\_\_\_\_

Duration: 30 minutes

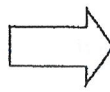
Part 1

Fill in the blanks with the correct answers. (1 mark each)

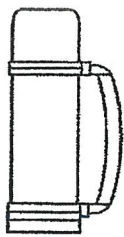
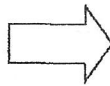
1. The following containers are filled to the brim with water.



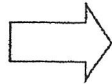
Beaker




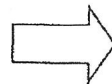
Electric kettle



Thermal flask




Rice cooker



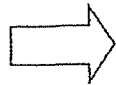
- (a) The beaker has \_\_\_\_\_ litre of water.
- (b) The electric kettle has \_\_\_\_\_ litres of water.
- (c) The thermal flask has \_\_\_\_\_ litres of water.
- (d) The rice cooker has \_\_\_\_\_ litres of water.

**Part 2**

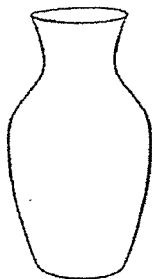
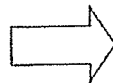
Fill in the blanks with the correct answers. (2 marks each)




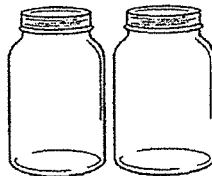

Teapot



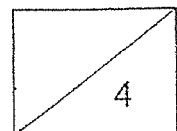

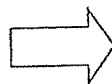
Mason jar



Vase



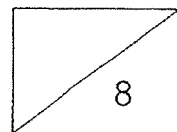
Saucepan



2. A mason jar can hold \_\_\_\_\_ fewer cups of water than a teapot.
3. A vase can hold \_\_\_\_\_ more cups of water than a mason jar.
4. A teapot can hold \_\_\_\_\_ fewer cups of water than a saucepan.
5. Arrange the containers from the greatest volume to the smallest volume.

---

greatest



**Part 3**

Solve the following problems.

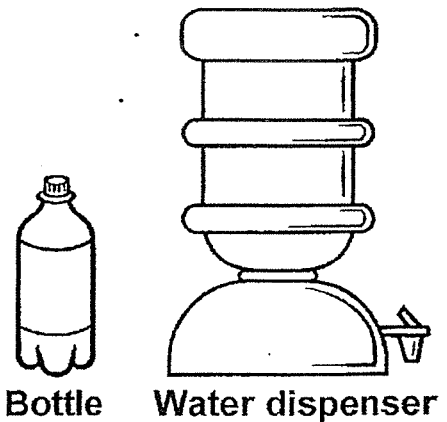
Show your equations and working clearly. (2 marks each)

6. Mr Tan filled the aquarium with 165 ℓ of water.  
He then put in 47 ℓ of water.  
How much water was there in the aquarium in the end?

There was \_\_\_\_\_ ℓ of water in the aquarium in the end.

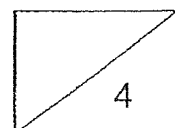
---

7. A water dispenser contains 10 ℓ of water.  
A bottle contains 8 ℓ of water less than the water dispenser.  
How much water is there in both the bottle and water dispenser?



There is \_\_\_\_\_ ℓ of water in both the bottle and water dispenser.

---



8. Sue poured 18 ℓ of milo equally into some bottles.  
There was 2 ℓ of milo in each bottle.  
How many bottles did Sue use?

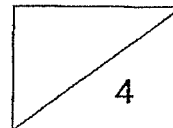
Sue used \_\_\_\_\_ bottles.

9. Joel bought 6 bottles of detergent.  
Each bottle contains 3 ℓ of detergent.  
How many litres of detergent did Joel buy altogether?

Joel bought \_\_\_\_\_ ℓ of detergent altogether.

**End of Paper**

Have you checked your work?



Check	Wow 	Getting there 	A start 
Measuring volume of liquid in litres Q 1a to 1d			
Comparing and ordering volumes Q 2, 3, 4 and 5			
Solving word problems involving volume Q 6, 7, 8 and 9			



# ANSWER KEY

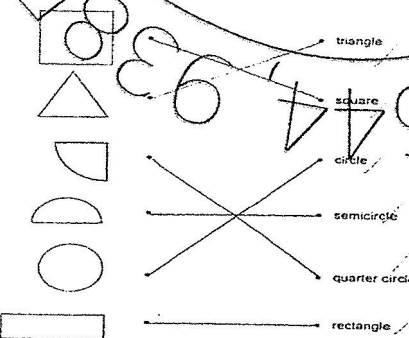
YEAR : 2019  
 LEVEL : PRIMARY 2  
 SCHOOL : RED SWASTIKA SCHOOL  
 SUBJECT : MATHEMATICS  
 TERM : CA2

## CHECK 5

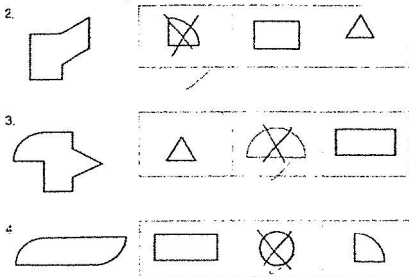
- Q1. (a) 7kg  
 (b) 5kg  
 (c) 160g
- Q2. (a) 100g  
 (b) C  
 (c) B
- Q3. less than
- Q4. B, C, A
- Q5. (a) 50g  
 (b) 1kg  
 (c) 5kg  
 (d) 425g
- Q6. (a) 8g  
 (b) 32g
- Q7. (a) 10kg  
 (b) 5kg

## CHECK 6

Q1.

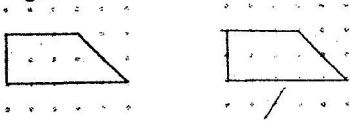


Q2. Q3. Q4.

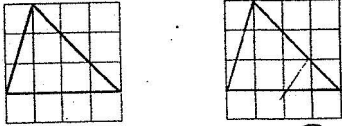




Q5. Q6.



6. Copy the figure below to the square grid on the right.



Q7. (a) strainer (b) dice (c) soccer ball (d) candle (e) book

Q8.

only 1 flat surface	B
more than 1 flat surface	A, C, D

**CHECK 7**

Q1. False


Q2. True

Q3. False

Q4. True

Q5.  $\frac{3}{8}$

Q6.  $\frac{3}{6}$



Q7.

Q8. (a)

8. (a) Shade the parts to show the following fractions. (1 mark each)



(b)  $\frac{1}{10}, \frac{1}{6}, \frac{1}{2}$

Q9.  $\frac{1}{7}, \frac{3}{7}, \frac{5}{7}$

Q10.  $\frac{4}{5}$

Q11.  $\frac{7}{9}$

Q12.  $\frac{6}{11}$

Q13.  $\frac{1}{7}$

Q14.  $\frac{1}{4}$

Q15.  $\frac{5}{8}$

Q16.  $\frac{7}{10}$

Q17. 1

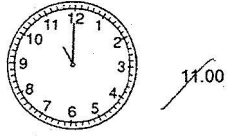
**CHECK 8**

Q1	Q2	Q3	Q4
2	3	4	1

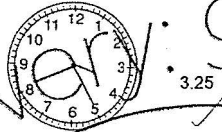
Q5. p.m.

- Q6. a.m.
- Q7. a.m.
- Q8. p.m.
- Q9. Q10.

9.



10.



- Q11. 4.30
- Q12. 30
- Q13. 1
- Q14. 10.45

CHECK 9

Q1. (a) 90 (b) Kayaking (c) swimming (d) cycling, jogging (e) 160 (f) 20 (g) 320

Q2. (a) Derrick (b) 20 (c) Ellen (d) Bala (e) 8 (f) Alice, Cara (g) 4

CHECK 10

Q1. (a) 1 (b) 3 (c) 2 (d) 6

Q2. 2

Q3. 3

Q4. 13

Q5. Saucepan, Vase, Teapot, Mason jar

Q6. 212

Q7. 12

Q8. 9

Q9. 18

Handwritten numbers: 98578, 29, 98578, 8226, 81612644, 93

3  
307

